



2014-15 Eastern Kentucky University Women's Basketball Game Notes
- Preseason WNIT -



Eastern Kentucky University (0-0, 0-0 OVC)
vs.
West Virginia University (0-0, 0-0 Big 12)

November 15 • 7:00 p.m. ET • Morgantown, W.Va. • WVU Coliseum (14,000)

QUICK NOTES

- This is EKU's first appearance in the Pre-season WNIT since 2001. The Colonels lost to Vanderbilt, 91-62, in the first round that year.
- EKU is 2-1 all-time vs. West Virginia and 1-1 all-time vs. the Mountaineers in Morgantown. WVU defeated Eastern, 60-40, in their last meeting on Dec. 8, 2009.
- EKU returns three starters from a team that went 17-13 and reached the semi-finals of the OVC Tournament last year. The Colonels have been picked to finish 3rd in the OVC by the media and 7th by coaches/SIDs.
- EKU's nickname is no longer the Lady Colonels. As of this season, it is simply the Colonels.
- EKU Athletics Hall of Famer Teresa McNair joined the EKU coaching staff this offseason. McNair played at EKU from 1999-2003.



EASTERN KENTUCKY COLONELS	WEST VIRGINIA MOUNTAINEERS
2013-14 Record: 17-13 (9-7 OVC)	2013-14 Record: 30-5 (16-2 Big 12)
Current Streak: Lost 1	Current Streak: Lost 1
Last Game: March 7, 2014 Lost to UT Martin, 97-45 (Nashville, Tenn.)	Last Game: March 25, 2014 Lost to LSU, 76-67 (Baton Rouge, La.)
Head Coach: Chrissy Roberts	Head Coach: Mike Carey
Alma Mater: Eastern Kentucky, '98	Alma Mater: Salem '80
Career Record: 73-99 (7th year) at Eastern Kentucky: 73-99 (7th year)	Career Record: 562-248 (26th year) at WVU: 274-146 (14th year)
WBB SID: Steve Fohl	WBB SID: Russell Luna
E-Mail: steve.fohl@eku.edu	E-Mail: russell.luna@mail.wvu.edu
Website: www.EKUsports.com	Website: www.WVUSports.com

SCHEDULE/RESULTS

0-0 (0-0 OVC)

November

11/15	at West Virginia (WNIT)	7:00 PM
TBD	TBD (WNIT)	TBD
TBD	TBD (WNIT)	TBD
11/28	vs. Western Carolina#	12:00 PM
11/29	vs. North Florida#	12:00 PM

December

12/2	Asbury	7:00 PM
12/6	Marshall	4:00 PM
12/13	at East Tennessee State	7:00 PM
12/17	at Alabama A&M	7:00 PM
12/21	Richmond	2:00 PM

January

1/3	Austin Peay*	4:00 PM
1/8	at UT Martin*	6:30 PM
1/10	at Southeast Missouri*	4:30 PM
1/15	Eastern Illinois*	5:30 PM
1/17	SIUE*	4:00 PM
1/22	at Murray State*	8:00 PM
1/24	at Tennessee Tech*	6:30 PM
1/28	at Jacksonville State*	12:30 PM
1/31	at Morehead State*	2:00 PM

February

2/5	Tennessee State*	5:30 PM
2/7	Belmont*	4:00 PM
2/14	at Tennessee State*	6:30 PM
2/18	Jacksonville State*	7:00 PM
2/21	Morehead State*	4:00 PM
2/25	at Belmont*	7:00 PM
2/28	Tennessee Tech*	4:00 PM

March

2014-15 Ohio Valley Conference Tournament

3/4	TBD	TBD
3/5	TBD	TBD
3/6	TBD	TBD
3/7	TBD	TBD

Home Games Bolded ... * Denotes Ohio Valley Conference Game ... # Denotes UNCW Hampton Inn Thanksgiving Classic
All Times Are Eastern and Subject to Change

BROADCAST INFORMATION

INTERNET

-- www.WVUSports.com, Live Video and Audio

Eastern Kentucky Probable Starters

No.	Name	Pos.	Ht.	Cl.	Hometown	G/GS	PPG	RPG	APG	Last Game
1	Jasmine Stafford	G	5-8	Jr.	Memphis, Tenn.	--	--	--	--	--
4	Alexus Cooper	G	5-8	r-So.	Rocky Mount, N.C.	--	--	--	--	--
5	Michaela Hunter	G	5-10	So.	Mt. Vernon, Ky.	--	--	--	--	--
20	Jasmine Henshaw	F	6-0	Jr.	Titusville, Fla.	--	--	--	--	--
21	Shelly Harper	F	6-1	Jr.	Cincinnati, Ohio	--	--	--	--	--
3	Mariah Massengill	G	5-5	So.	Chattanooga, Tenn.	--	--	--	--	--
10	Shameekia Murray	G	5-10	Jr.	Claxton, Ga.	--	--	--	--	--
22	Amadi Brooks	G/F	6-0	So.	Douglasville, Ga.	--	--	--	--	--
23	Katie Pippen	G	5-9	So.	Lexington, Ky.	--	--	--	--	--
24	Miranda Maples	F	6-1	Jr.	Maryville, Tenn.	--	--	--	--	--
44	Meredith Polson	F	5-11	Sr.	Mt Washington, Ky.	--	--	--	--	--
52	Nicole Bowers	F/C	6-2	So.	Nashville, Tenn.	--	--	--	--	--
55	Cierra Drake	F/C	6-4	So.	Bardstown, Ky.	--	--	--	--	--

Media Information

CONTACT INFORMATION

Steve Fohl (WBB Contact)
 Assistant Director of Athletic Public Relations
 Work Phone: 859-622-1253 Cell: 859-200-1958
 E-Mail: steve.fohl@eku.edu Fax: 859-622-5108
 McBrayer Arena Press Row Phone: 859-622-5908

MEDIA SERVICES

CREDENTIALS

Credentials are issued to members of the working media only. Requests for credentials should be made to Steve Fohl.

COACHES INTERVIEWS

All interviews with head coach Chrissy Roberts and all assistant coaches must be arranged through the EKU Athletic Public Relations office. Please contact Steve Fohl to arrange all interviews.

PLAYER INTERVIEWS

All interviews with EKU women's basketball players must be arranged through the EKU Athletic Public Relations office. Please contact Steve Fohl to arrange all interviews.

PRACTICE

EKU women's basketball practices are generally open to the media and fans. Media members should arrange all interviews through the EKU Athletic Public Relations Office by contacting Steve Fohl.

POST-GAME INTERVIEWS

For home games, coach Roberts and selected EKU players will be available in the media room after a brief cooling off period, generally 10 minutes after the game. For road games, coach Roberts and selected players will be available outside the team's locker room, following the cooling off period. Please direct post-game interview request to Steve Fohl.

Locker Room - The EKU locker room is closed to the media for all home and road games.

PRESS ROW SERVICE

Complete individual and team statistics and play-by-play will be available to the media following the game. One hour prior to tip-off, media packets containing a game program, flipcard, updated stats and game notes will be available in the media working area. Wireless internet access is available in McBrayer Arena.

OHIO VALLEY CONFERENCE MEDIA RELATIONS

WBB Contact Heather Brown
 Phone 615-371-1698
 E-mail hbrown@ovc.org
 Web Site www.OVCsports.com

BALANCED SCORING

EKU showed signs of being a balanced offensive team in both of its preseason exhibitions. The Colonels scored a combined 172 points in their two exhibitions but never had a player score more than 14 points individually. In EKU's 97-point outburst against Kentucky Christian, six Colonels reached double figures but none scored more than 13 points. EKU also did not hit a three-pointer in its 97-41 win over Kentucky Christian.

NEWCOMERS

EKU has three new faces on its roster this season, but only one will play in 2014-15. Junior guard Shameekia "Polly" is a JUCO transfer that will see immediate action. Junior Jalen O'Bannon (Arkansas State) and sophomore Arianna Harrison (St. Bonaventure) have to sit out this season due to D1 transfer rules.

ONE SENIOR, NO FRESHMEN

... Exactly what the title suggests. The Colonels have one senior (Meredith Polson) and no freshmen on their roster this season. Six juniors and eight sophomores complete the roster.

THE RETURN OF COOPER

Sophomore guard Alexis Cooper missed all of last season with an injury but has already made an impact in her return, starting both exhibition games for the Colonels. She scored nine points vs. Pikeville and 12 points vs. Kentucky Christian.

Double-Digit Leaders

Double-Figure Scoring Games

2014-15		Career	
No.	Record	No.	Record

Double-Figure Rebounding Games

2014-15		Career	
No.	Record	No.	Record

ALL-EKU COACHING STAFF

Former EKU guard (1999-2003) and Athletics Hall-of-Famer Teresa McNair joined the Colonel coaching staff this offseason. With her addition, every EKU coach is an EKU alum.

2014 Women's National Invitation Tournament PRESEASON WNIT BRACKET



EKU Career Double-Doubles

Double-Doubles Since 1982-83

1.	Laphelia Doss	38
2.	Alex Jones	38
3.	Jaree Goodin	29
	Tina Cottle	29
5.	Carla Coffey	27
6.	Jade Barber	18
7.	Maisha Thomas	15
8.	Tracy Korbitt	14
9.	Tina Wermuth	12
10.	Miranda Eckerle	9
	Angela Fletcher	9
	Segena Mackerooy	9
	Teresa McNair	9
	Cheryl Palmer	9

EKU Quick Facts

UNIVERSITY INFORMATION

Location	Richmond, Ky.
Founded	1906
Enrollment	16,600
Nickname	Colonels
Colors	Maroon and White
Conference	Ohio Valley
Home Court (Capacity)	McBrayer Arena (6,500)
President	Dr. Michael T. Benson
Director of Athletics	Mark Sandy
Faculty Athletic Representative ...	Dr. Shelia Pressley
Senior Associate AD	Dan McBride

COACHING STAFF

Head Coach	Chrissy Roberts
Alma Mater	Eastern Kentucky '98
Record at EKU (Yrs.)	73-99 (6)
Career Record (Yrs.)	73-99 (6)
Assistant Coach	Kent Miller
Alma Mater	Eastern Kentucky '81
Assistant Coach	Colette Cole
Alma Mater	Eastern Kentucky '09
Assistant Coach	Teresa McNair
Alma Mater	Eastern Kentucky '03
Dir. of Basketball Operations	Eric Soister
Alma Mater	Eastern Kentucky '13
Basketball Office Phone Number	(859) 622-8137

2013-14 SEASON IN REVIEW

2013-14 Record	17-13
2011-12 Conf. Record/Finish	9-7/T-3rd
Starters Returning/Lost	3/2
Letterwinners Returning/Lost	12/3
Newcomers	3

HISTORY

All-Time Record	596-560
All-Time OVC Record	292-260
NCAA Tournament Appearances	2 (1997 & 2005)
WNIT Appearances	1 (2002)

WHERE WILL THE COLONELS FINISH?

There seems to be some discrepancy on where the Colonels will finish in the OVC this season. EKU was picked to finish third in the conference in a media poll and seventh in the conference in a coaches/SID poll. We shall see ...

PRESEASON WNIT

EKU will play in the Preseason WNIT this season for the first time since 2001. The Colonels lost to Vanderbilt, 91-62, in the first round that year.

NO MORE LADY COLONELS

As of the 2014-15 season, the EKU women's basketball team will no longer be known as the Lady Colonels. All EKU athletics teams will now simply be the Colonels.

- 2013-14 NOTES -

ALL-TOURNAMENT TEAM

Senior Marie Carpenter was named to the OVC All-Tournament Team after averaging 24.0 points-per-game in EKU's two wins over Eastern Illinois and Tennessee State. Carpenter is the first Lady Colonel to earn all-tournament honors since Miranda Eckerle and Ashley Cazee in 2004-05.

SEMIFINALS!

EKU defeated No. 8 Eastern Illinois and No. 4 Tennessee State to advance to the semifinals of the OVC Tournament for the first time since the 2004-05 season.

FIRST POSTSEASON MEETING

Wednesday's game will mark the

first time EKU and Eastern Illinois have played in the OVC Tournament.

TOP FIVE WITHIN REACH

Senior Marie Carpenter scored 23 points on Senior Day on Saturday to move to No. 6 on EKU's all-time scoring list (1,572). She needs 16 more points to crack the school's top-five list.

SINGLE-SEASON POINTS LIST

Senior Marie Carpenter has now scored 558 points on the year, which is the second most ever by a Lady Colonel in a single season. Kim Mays holds the single-season scoring record with 719 points.

FREE THROW STREAK SNAPPED

Freshman Michaela Hunter had made 17 consecutive free throws before missing the free throw that would have given EKU the lead with two seconds remaining in Thursday's loss.

FIVE IN DOUBLE FIGURES

Five Lady Colonels scored in double figures in Thursday's loss to Tennessee Tech. It was the first time five EKU players have reached double figures in the same game since Feb. 25, 2012.

REGULAR SEASON FINALE SCENARIOS

If EKU defeats Tennessee State on Saturday, the Lady Colonels will be receive the No. 3 seed and a first round bye in the OVC Tournament. If EKU loses, it will be the No. 5 seed.

2014-15 Eastern Kentucky Numerical Roster

No.	Name	Pos.	Ht.	Class	Hometown / High School (Previous School)
1	Jasmine Stafford	G	5-8	Jr.	Memphis, Tenn. (Overton HS)
3	Mariah Massengill	G	5-5	So.	Chattanooga, Tenn. (Silverdale Baptist Academy)
4	Alexus Cooper	G	5-8	r-So.	Rocky Mount, N.C. (Rocky Mount HS)
5	Michaela Hunter	G/F	5-10	So.	Mt. Vernon, Ky (Rockcastle County HS)
10	Shameekia Murray	G/F	5-10	Jr.	Claxton, Ga. (South Georgia Technical College)
20	Shelly Harper	F/C	6-1	Jr.	Cincinnati, Ohio (Colerain HS)
21	Jasmine Henshaw	G/F	6-0	Jr.	Titusville, Fla. (Titusville HS)
22	Amadi Brooks	G/F	6-0	So.	Douglasville, Ga. (Douglas County HS)
23	Katie Pippen	G/F	5-9	So.	Lexington, Ky. (Tates Creek HS)
24	Miranda Maples	F/C	6-1	Jr.	Maryville, Tenn. (Maryville HS)
44	Meredith Polson	F	5-11	Sr.	Mt. Washington, Ky. (Bullitt East HS)
52	Nicole Bowers	F/C	6-2	So.	Nashville, Tenn. (Hillsboro HS)
55	Cierra Drake	F/C	6-4	So.	Bardstown, Ky. (Nelson County HS)
	Arianna Harrison	G	5-7	r-So.	Lexington, Ky. (St. Bonaventure Univ.)
	Jalen O'Bannon	G/F	6-1	r-Jr.	Memphis, Tenn. (Arkansas State Univ.)

Shameekia Murray shuh-MEEK-uh
Amadi Brooks uh-MAW-dee

2013-14 OVC Standings

<i>Final</i>		
SCHOOL	OVC	OVERALL
East Division		
Belmont	10-6	13-16
Eastern Kentucky	9-7	15-12
Tennessee Tech	9-7	12-17
Tennessee State	9-7	12-17
Jacksonville State	8-8	12-17
Morehead State	6-10	12-17
West Division		
UT Martin	15-1	22-7
SIUE	7-9	11-18
Eastern Illinois	7-9	12-15
Southeast Missouri	6-10	10-19
Austin Peay	6-10	9-20
Murray State	4-12	11-17

ATOP THE OVC

In her last two games, senior Pilar Walker has 18 assists and two turnovers. Walker now leads the OVC in assists/turn-over ratio (2.0).

100TH GAME

Senior Marie Carpenter will be playing in her 100th career game on Thursday. Carpenter ranks seventh all-time in scoring at EKU (1,533 points).

SCENARIOS

EKU can earn the No. 2 seed and a double-bye in the OVC Tournament if the following happens: the Lady Colonels win out and Belmont loses at Jacksonville State on Saturday. If EKU defeats Tennessee Tech on Thursday, the Lady Colonels will secure - at worst - the No. 3 seed in the OVC Tournament.

POTENT DUO

In Saturday's win, senior Marie Carpenter (29) and Hunter (a career-high 20) became the first Lady Colonels to score 20 or more points in the same game since Carpenter and Brittany Coles did it on Jan. 26, 2011.

HUNTER TAKES OVER

Freshman Michaela Hunter scored EKU's final 10 points in Saturday's win, going 6-of-6 from the FT line in the final minute to seal the win. Hunter has hit her last 12 free throws after starting the season 50 percent (23--46) from the stripe.

BACK ON TOP

EKU retook the OVC East lead from Belmont with a 79-71 win at Austin

Peay on Saturday. It was the Lady Colonels' second straight win and third straight over the Lady Govs.

SHOOTING MORE AND SHOOTING BETTER

Senior Marie Carpenter is shooting the ball more this year and shooting it at a career-best clip. She is currently shooting a career-best 40.4 percent (167-413) from the field and she leads all OVC players who have attempted more than 100 three-pointers in three-point field goal percentage (41.7).

PLAYING BIG

Senior Pilar Walker - EKU's point guard - is second on the team in blocks (15) and is only five blocks off the team lead. She matched a career-high with three swats on Monday.

COOKEVILLE STREAK ENDS

EKU defeated Tennessee Tech, 74-70, on Monday night at the Eblen Center. It was the Lady Colonels' first win in Cookeville since Jan. 6, 2003 and only their fifth win there ever.

COOKEVILLE BLUES

Tennessee Tech leads the all-time series with EKU, 62-22. The Lady Colonels have not won in Cookeville since Jan. 6, 2003.

CAREER GAME FOR HARPER

Sophomore Shelly Harper scored a career-high 23 points versus Jacksonville State on Saturday. It was the most points by a Lady Colonel this season not named Marie Carpenter.

GOING THE DISTANCE

Senior Marie Carpenter played all 45 minutes of Saturday's overtime win over Morehead State. She leads the OVC in minutes played/game (37.6).

DOMINATING THE RIVALRY

EKU stayed atop the OVC East standings with a 69-66 win in OT over in-state rival Morehead State on Saturday. It was the Lady Colonels' fifth straight win over the Eagles.

BATTLE OF THE BEST

Monday's game pits the OVC East leader (EKU) vs. the OVC West leader (UT Martin). It also pits the OVC's top offense vs. the OVC's top defense. UTM has scored more than 100 points in four of its last five games. EKU, meanwhile, has not allowed an opponent to score more than 78 points all season.

INTO THE TOP-10

Senior Marie Carpenter scored

Single Game Points

Player	No.	Date
1. Kim Mays	44	Dec. 2, 1994
2. Marie Carpenter	41	Nov. 14, 2013
Jaree Goodin	41	Feb. 27, 1993
4. Kim Mays	39	Feb. 28, 1995
5. Jaree Goodin	38	Feb. 14, 1990
6. Marla Gearhart	37	Jan. 27, 2000
Kim Mays	37	Nov. 25, 1994
Laura Shelton	37	Dec. 10, 2005
9. Carla Coffey	36	Feb. 28, 1987
10. Kim Mays	35	Jan. 17, 1994
Min. 175 attempts		

Single Game Three-Pointers

Player	No.	Date
1. Marie Carpenter	9	Nov. 14, 2013
Niki Avery	9	Dec. 30, 2007
3. Niki Avery	8	Jan. 13, 2007
4. Niki Avery	7	Jan. 19, 2008
Samantha Young	7	Feb. 5, 1996
Samantha Young	7	Feb. 25, 1996
12 tied at 6		

19 points on Saturday to move to No. 9 on EKU's all-time scoring list (1,404 points).

SCORING EFFICIENCY

Marie Carpenter leads EKU in points-per-minute (0.58). Second on the team? Freshman Nicole Bowers (0.38).

DOUBLE-DOUBLE FOR MAPLES

Sophomore Miranda Maples became the only Lady Colonel other than Marie Carpenter to score 20+ points in a game this season when she went for 20 points and 10 rebounds vs. SEMO on Saturday. It was her first-career double-double. She leads all EKU players with three double-figures rebounding games this season.

FINDING HER SHOT

Senior Marie Carpenter hit only eight three-pointers in the month span from 12/18 (Longwood) to 1/18 (Jacksonville State). She has drained 14 three-pointers in the Lady Colonels' last three games.

BATTLE OF THE BOARDS

Saturday's game features two of the OVC's top rebounding teams. EKU leads the OVC in rebounding margin (+5.4) while SEMO ranks third (+1.8).

FREE THROW TOP-10 LIST

Senior Marie Carpenter entered EKU's top-10 list for career free throws made on Monday at TSU. She is tied for 10th with 275 career free throws. She ranks fourth all-time at EKU in career free throw percentage (84.6).

Career Scoring Leaders

Player	No.	Years
1. Lisa Goodin	1,920	1980-84
2. Peggy Gay	1,696	1975-79
3. Jaree Goodin	1,679	1989-93
4. Katie Kelly	1,626	2000-04
5. Marie Carpenter	1,623	2010-
6. Kim Mays	1,587	1992-95
7. Charlotte Sizemore	1,561	1997-02
8. Kelly Cowan	1,515	1987-91
9. Angie Cox	1,425	1988-92
10. Tina Wermuth	1,403	1979-83
11. Ashley Cazez	1,397	2004-08
12. Laphelia Doss	1,378	1994-98
13. Carla Coffey	1,363	1984-88
14. Miranda Eckerle	1,342	2001-05
15. Alex Jones	1,290	2009-13
16. Sandra Mukes	1,188	1978-82
17. Teresa McNair	1,183	1999-03
18. Marla Gearhart	1,085	1996-00
19. Pam Garrett	1,063	2001-05
20. Zoey Artist	1,052	1998-02
21. Brittany Coles	1,031	2009-13
22. Candice Finley	1,022	1997-01
23. Laura Shelton	1,012	2002-06

Career Rebounds Leaders

Player	No.	Years
1. Alex Jones	1,050	2009-13
2. Laphelia Doss	1,026	1994-98
3. Sandra Mukes	975	1978-82
4. Jaree Goodin	914	1989-93
5. Tina Wermuth	866	1979-83
6. Carla Coffey	751	1984-88
7. Maisha Thomas-Blanton	711	1991-95
8. Teresa McNair	631	1999-03
9. Shannon Brady	625	1981-85
10. Charlotte Sizemore	611	1997-02

Career Field Goal %

Player	No.	Years
1. Laphelia Doss	.513	1994-98
2. Kim Mays	.499	1992-95
3. Jaree Goodin	.492	1989-93
4. Crystal Jones	.491	2006-08
5. Teresa McNair	.488	1999-03
6. Pam Garrett	.480	2001-05
7. Miranda Eckerle	.475	2001-05
8. Lisa Goodin	.473	1980-84
9. Ashley Cazez	.455	2004-08
10. Alex Jones	.443	2009-13
Min. 600 attempts		

DROPPING DIMES

Senior Pilar Walker dished out 14 assists in two games last weekend and now ranks third in the OVC in that category (4.4 apg).

RECORD BREAKER

Senior Marie Carpenter broke the EKU career three-pointers record in the win over

Belmont. She entered the game needing two three-pointers to break the record of 170. She hit six en route to scoring a game-high 27 points.

DOUBLE-DOUBLE FOR WALKER

Senior Pilar Walker notched her first-career double-double (12 pts, 10 assts) against Belmont. She has now scored in double figures in seven consecutive games, the longest active streak on the team. EKU is 8-2 when Walker scores in double figures.

TWO MORE!

Senior Marie Carpenter enters Saturday's game needing only two three-pointers to break the EKU career record of 170 held by Angie Cox (1988-92).

MODEL OF CONSISTENCY

Senior Pilar Walker has now scored in double figures in six consecutive games, the longest active streak on the team.

HITTING THE BOARDS

The Lady Colonels, who lead the OVC in rebounding margin (+4.6) grabbed 17 of offensive boards vs. Jacksonville State and out-rebounded the Gamecocks, 44-30.

FIRST PLACE IN THE OVC EAST

EKU enters Saturday's game versus Belmont 4-1 in the OVC and atop the OVC East Division standings. The Lady Colonels have won seven of their last eight after defeating Jacksonville State, 68-61, on Saturday, Jan. 18, at McBrayer Arena.

THREE-POINTERS RECORD AT HOME?

Senior Marie Carpenter enters Saturday's game at McBrayer Arena needing only three three-pointers to break the EKU career record of 170 held by Angie Cox (1988-92).

BIG WIN IN MOREHEAD

EKU has won six of its last seven games, including a 79-58 win at in-state rival Morehead State on Jan. 11. It was EKU's largest margin of victory in Morehead since an 85-64 win on Feb. 24, 2005.

MUST GUARD THE PERIMETER

Morehead State leads the OVC in percentage of points scored by three-pointers (36.4%). By comparison, EKU has scored 22.0% of its points from behind the three-point line this season.

THREE-POINTERS RECORD

Marie Carpenter enters Saturday's game at Morehead State four three-pointers shy of tying EKU's career three-pointers record (170). She has connected on four or more three-pointers 14 times in her career.

Career 3-Point FGs Made

Player	No.	Years
1. Marie Carpenter	202	2010-
2. Angie Cox	170	1988-92
3. Ashley Cazez	166	2004-08
4. Niki Avery	160	2006-08
5. Samantha Young	155	1991-96
6. Chrissy Roberts	152	1996-98
7. Brittany Coles	139	2009-13
8. Lisa Pace	130	1994-98
9. Charlotte Sizemore	122	1997-02
10. Laura Shelton	118	2002-06

Career Blocks Leaders

Player	No.	Years
1. Fatai Hala'apri'api	107	2003-06
2. Brittany Coles	95	2009-13
3. Jaree Goodin	91	1989-93
4. Alex Jones	82	2009-
5. Jade Barber	74	2011-13
6. Charlotte Sizemore	71	1997-02
7. Segena Mackeroy	54	1991-93
Maisha Thomas-Blanton	54	1991-95
9. Sue Zylstra	49	1989-93
10. Candice Finley	48	1997-01

Career Free Throws Made

Player	No.	Years
1. Katie Kelly	562	2000-04
2. Lisa Goodin	526	1980-84
3. Kim Mays	474	1992-95
4. Alex Jones	422	2009-13
5. Miranda Eckerle	352	2001-05
6. Maisha Thomas-Blanton	330	1991-95
7. Marie Carpenter	327	2010-
8. Jaree Goodin	325	1989-92
9. Laura Shelton	324	2002-06
10. Laphelia Doss	301	1994-98

Career Free Throw %

Player	No.	Years
1. Katie Kelly	.875	2000-04
2. Lisa Goodin	.874	1980-84
3. Laura Shelton	.855	2002-06
4. Marie Carpenter	.847	2010-
5. Kim Mays	.833	1992-95
6. Ashley Cazez	.826	2004-08
7. Miranda Eckerle	.789	2001-05
8. Marla Gearhart	.781	1996-00
9. Alex Jones	.752	2009-13
10. Teresa McNair	.736	1999-03
Min. 250 attempts		

A Closer Look At The EKU Record

Overall	Under Roberts	14-15
Overall	73-99	0-0
Home	42-37	0-0
Away	24-53	0-0
Neutral	7-9	0-0
Regular Season OVC	42-60	0-0
Monthly Records		
November	12-18	0-0
December	18-15	0-0
January	21-28	0-0
February	16-28	0-0
March	3-7	0-0
Daily Records		
Sunday	2-6	0-0
Monday	10-12	0-0
Tuesday	7-7	0-0
Wednesday	8-4	0-0
Thursday	11-20	0-0
Friday	6-7	0-0
Saturday	29-43	0-0

CARPENTER PASSES JONES

Senior Marie Carpenter scored 20 points at Eastern Illinois to move past former teammate Alex Jones to No. 14 on EKU's all-time scoring list (1,293 points). Next on the list? Miranda Eckerle (2001-05 / 1,342 points).

OLD RIVALS

Saturday's game will be the 85th meeting between Eastern Kentucky and Morehead State. EKU leads the all-time series, 43-41, and has won three consecutive games over the Eagles.

WINNING STREAK

EKU has now won five consecutive games for the first time since the 2004-05 season. The Lady Colonels are +16 in turnover margin during the streak.

DOUBLE-DOUBLE FOR HUNTER

Freshman Michalea Hunter recorded her first-career double-double versus Murray State on Monday, coming off the bench to score 13 points and grab 10 rebounds.

DOMINANT ON THE BOARDS

EKU out-rebounded Murray State on Monday, 47-32, and the Lady Colonels now lead the OVC with a +3.8 rebounding margin on the season.

TROUBLE IN EDWARDSVILLE

Coming into Saturday's game, EKU is 1-5 all-time versus SIUE, and the Lady Colonels have never won in Edwardsville.

GOING FOR FIVE

EKU enters the weekend riding a four-game winning streak. The Lady Colonels

have not won five consecutive games since the 2004-05 season.

OVC OPENERS

The Lady Colonels are 4-1 all-time in OVC openers under head coach Chrissy Roberts. Three of those wins have come against Murray State, including a 69-49 win in Murray last season.

SOMETHING'S GOTTA GIVE

Monday's game versus Murray State will pit the OVC's top offense against the OVC's top defense. Murray State arrives in Richmond leading the league in scoring offense (75.4 points/game) while EKU leads the conference in scoring defense (62.8 points/game).

HARPER AT THE STRIPE

Sophomore Shelly Harper powered EKU past Missouri State on Dec. 5 with her second double-double of the season (19 pts, 11 rebs). Harper made 17 free throws in the game, third-most in EKU history and the most since Kim Mays sunk 19 on Feb. 25, 1995.

WNIT REMATCH

When EKU and Missouri State meet on Dec. 5, it will be a rematch of a 2002 WNIT game that EKU won, 72-65, in overtime in Springfield, Mo.

LINEUP TINKERING

Freshman Nicole Bowers made her first-career start at Marshall. It was the Lady Colonels' third different starting lineup in their last four games.

COMEBACK IN HUNTINGTON

EKU trailed by as many as 13 points but surged back to defeat Marshall, 64-55, on Dec. 3 in Huntington. Senior Marie Carpenter led the charge with 22 second-half points.

PROTECTING THE ROCK

EKU committed a season-low 11 turnovers in the comeback win over Marshall on Dec. 3. Senior point guard Pilar Walker, in particular, was sensational, dishing out six assists and committing zero turnovers.

DOUBLE TROUBLE IN THE PAINT

Sophomore Miranda Maples and freshman Nicole Bowers both pulled down 10 boards vs. Florida A&M on Friday. It was the first time two Lady Colonels recorded double-digit rebounds in the same game since Feb. 2, 2013.

ALL-TOURNAMENT TEAM

Senior Marie Carpenter was named to the Southern Miss Thanksgiving Classic All-Tournament. She scored 43 points in two games at the event, including 27 ver-

Standout Performances (2013-14)

30+ Scoring Games (1): Marie Carpenter (1)
20+ Scoring Games (21): Marie Carpenter (18), Shelly Harper (1), Michaela Hunter (1), Miranda Maples (1)
Double Figure Points (87): Nicole Bowers (1), Marie Carpenter (27), Cierra Drake (1), Shelly Harper (18), Jasmine Henshaw (3), Michaela Hunter (12), Miranda Maples (8), Mariah Massengill (1), Jasmine Stafford (2), Pilar Walker (14)
Double Figure Rebounds (8): Nicole Bowers (1), Shelly Harper (3), Michaela Hunter (1), Miranda Maples (3)
Double-Doubles (Pts./Reb.) (4): Shelly Harper (2), Michaela Hunter (1), Miranda Maples (1)
Double-Doubles (Pts./Assts.) (1): Pilar Walker (1)
Six Or More Assists (16): Michaela Hunter (3), Pilar Walker (13)
Four Or More Steals (1): Michaela Hunter (1), Miranda Maples (1), Pilar Walker (1)

Starting Lineups (2013-14)

Lineup	Record
M. Carpenter, S. Harper, M. Maples, J. Stafford, P. Walker	15-11
M. Carpenter, S. Harper, M. Hunter, M. Maples, J. Stafford	1-2
N. Bowers, M. Carpenter, S. Harper, J. Stafford, P. Walker	1-0

sus Mississippi Valley State in the consolation game.

THREE-POINTER STREAK EXTENDED ... BARELY

Freshman Michaela Hunter scored a career-high nine points vs. Ohio and knocked down the Lady Colonels' only three-pointer in the game. EKU has now hit a three-pointer in every game since a Feb. 23, 2006 loss to Austin Peay.

MAPLES HITTING THE BOARDS

Sophomore Miranda Maples grabbed a career-best 13 rebounds in Saturday's loss to Ohio.

PROTECTING THIS HOUSE

Saturday's loss to Ohio was the Lady Colonels' first home loss since January 5, 2013 vs. SIUE, snapping a streak of nine consecutive wins at McBrayer Arena.

HARPER DOUBLE-DOUBLE

Sophomore Shelly Harper recorded her first career double-double and EKU's first double-double of the season versus Davis & Elkins on Monday (12 pts, 10 rebs).

CAREER FREE THROW %

Marie Carpenter attempted her 250th career free throw versus Davis & Elkins on Monday, making her eligible for EKU's career free throw percentage list. She currently ranks fourth all-time at 85.0 percent

2013-14 Game Highs

Eastern Kentucky - TEAM GAME HIGHS

POINTS	94	DAVIS & ELKINS (11/18/13)
	89	ALABAMA A&M (11/14/13)
	86	MURRAY STATE (12/30/13)
	79	vs Tennessee State (03/06/14)
	79	at Austin Peay (2/22/14)
	79	at Morehead State (1/11/14)
FIELD GOALS MADE	33	DAVIS & ELKINS (11/18/13)
	30	ALABAMA A&M (11/14/13)
FIELD GOAL ATTEMPTS	73	at Austin Peay (2/22/14)
	69	at Eastern Illinois (01/07/14)
	69	vs Mississippi Valley S (11/30/13)
FIELD GOAL PERCENTAGE	.563 (27-48)	at Morehead State (1/11/14)
	.529 (27-51)	at BELMONT (1/25/14)
3 PT FIELD GOALS MADE	11	TENNESSEE TECH (02/27/14)
	9	SOUTHEAST MISSOURI (02/01/14)
	9	ALABAMA A&M (11/14/13)
3 PT FG ATTEMPTS	22	vs Mississippi Valley S (11/30/13)
	20	MOREHEAD STATE (02/08/14)
3 PT FG PERCENTAGE	.615 (8-13)	at Tennessee Tech (2/17/14)
	.611 (11-18)	TENNESSEE TECH (02/27/14)
FREE THROWS MADE	28	vs Tennessee State (03/06/14)
	27	JACKSONVILLE STATE (01/18/14)
FREE THROW ATTEMPTS	36	vs Tennessee State (03/06/14)
	35	JACKSONVILLE STATE (01/18/14)
FREE THROW PERCENTAGE	.889 (24-27)	at Austin Peay (2/22/14)
	.882 (15-17)	vs Eastern Illinois (03/05/14)
REBOUNDS	54	DAVIS & ELKINS (11/18/13)
	52	MISSOURI STATE (12/05/13)
ASSISTS	25	DAVIS & ELKINS (11/18/13)
	21	ALABAMA A&M (11/14/13)
STEALS	12	at Austin Peay (2/22/14)
	12	at UNC Asheville (11-16-13)
BLOCKED SHOTS	6	vs Eastern Illinois (03/05/14)
	6	SOUTHEAST MISSOURI (02/01/14)
TURNOVERS	25	at BELMONT (1/25/14)
	25	DAVIS & ELKINS (11/18/13)
FOULS	27	vs Tennessee State (03/06/14)
	27	at Jacksonville State (2/15/14)
	27	at Tennessee State (1/27/14)
	27	at Eastern Illinois (01/07/14)
	27	ALABAMA A&M (11/14/13)
	27	at Kent State (11/10/13)

Eastern Kentucky - INDIVIDUAL GAME HIGHS

Points	41	CARPENTER, Marie vs Alabama A&M (11/14/13)
	29	CARPENTER, Marie at Austin Peay (2/22/14)
	29	CARPENTER, Marie at Marshall (12/3/13)
	27	CARPENTER, Marie at BELMONT (1/25/14)
	27	CARPENTER, Marie vs Mississippi Valley S (11/30/13)
	27	CARPENTER, Marie at Miami (11/8/13)
Field Goals Made	14	CARPENTER, Marie vs Alabama A&M (11/14/13)
	12	CARPENTER, Marie at Miami (11/8/13)
Field Goal Att.	31	CARPENTER, Marie at Austin Peay (2/22/14)
	23	CARPENTER, Marie vs Missouri State (12/05/13)
FG Pct (min 5 made)	1.000 (6-6)	HARPER, Shelly vs BELMONT (02/24/14)
	.857 (6-7)	HUNTER, Michaela vs Murray State (12/30/13)
3-Point FG Made	9	CARPENTER, Marie vs Alabama A&M (11/14/13)
	6	CARPENTER, Marie at Tennessee Tech (2/17/14)
	6	CARPENTER, Marie at BELMONT (1/25/14)
3-Point FG Att.	13	CARPENTER, Marie vs Alabama A&M (11/14/13)
	11	CARPENTER, Marie vs Florida A&M (11/29/13)
3-Pt FG Pct (min 2 made)	1.000 (2-2)	WALKER, Pilar at Tennessee Tech (2/17/14)
	.800 (4-5)	WALKER, Pilar vs Tennessee Tech (02/27/14)
Free Throws Made	17	HARPER, Shelly vs Missouri State (12/05/13)
	12	CARPENTER, Marie vs Murray State (12/30/13)
Free Throw Att.	21	HARPER, Shelly vs Missouri State (12/05/13)
	13	HARPER, Shelly at Jacksonville State (2/15/14)
	13	CARPENTER, Marie vs Murray State (12/30/13)
FT Pct (min 3 made)	1.000 (8-8)	CARPENTER, Marie vs Tennessee State (03/06/14)
	1.000 (8-8)	HUNTER, Michaela at Austin Peay (2/22/14)
	1.000 (7-7)	CARPENTER, Marie vs Jacksonville State (01/18/14)
	1.000 (7-7)	STAFFORD, Jasmine vs Jacksonville State (01/18/14)
	1.000 (6-6)	HARPER, Shelly vs Tennessee State (03/06/14)
	1.000 (6-6)	CARPENTER, Marie vs Tennessee State (03/01/14)
	1.000 (6-6)	HUNTER, Michaela vs Ohio (11/23/13)
	1.000 (6-6)	CARPENTER, Marie vs Davis & Elkins (11/18/13)
	1.000 (4-4)	HUNTER, Michaela vs Tennessee State (03/06/14)
	1.000 (4-4)	CARPENTER, Marie vs Eastern Illinois (03/05/14)
	1.000 (4-4)	HARPER, Shelly vs Eastern Illinois (03/05/14)
	1.000 (4-4)	DRAKE, Cierra at Austin Peay (2/22/14)
	1.000 (4-4)	HUNTER, Michaela at Tennessee Tech (2/17/14)
	1.000 (4-4)	HARPER, Shelly vs UT Martin (02/03/14)
	1.000 (4-4)	HARPER, Shelly at BELMONT (1/25/14)
	1.000 (4-4)	WALKER, Pilar at Morehead State (1/11/14)
	1.000 (4-4)	MAPLES, Miranda vs Florida A&M (11/29/13)
	1.000 (4-4)	STAFFORD, Jasmine vs Ohio (11/23/13)
	1.000 (4-4)	CARPENTER, Marie vs Alabama A&M (11/14/13)
	1.000 (4-4)	CARPENTER, Marie at Kent State (11/10/13)
	1.000 (3-3)	HENSHAW, Jasmine vs Eastern Illinois (03/05/14)
	1.000 (3-3)	WALKER, Pilar vs Morehead State (02/08/14)
	1.000 (3-3)	MAPLES, Miranda vs Ohio (11/23/13)
Rebounds	13	HARPER, Shelly vs Missouri State (12/05/13)
	11	WALKER, Pilar at BELMONT (1/25/14)
Assists	10	WALKER, Pilar vs BELMONT (02/24/14)
	9	WALKER, Pilar vs Tennessee Tech (2/17/14)
	9	MAPLES, Miranda at Morehead State (1/11/14)
Steals	5	WALKER, Pilar at UNC Asheville (11-16-13)
	5	

(216-of-254).

PLAYER OF THE WEEK

Senior Marie Carpenter was named the OVC Player of the Week on Tuesday for the first time in her career. She averaged

25.0 ppg in three games last week, including a 41-point outburst versus Alabama A&M.

Preseason OVC Coaches/SIDs Poll

2014-15 PREDICTED ORDER OF FINISH

Selected by OVC Head Basketball Coaches and Sports Information Contacts

- Belmont (14) 224
- UT Martin (3) 203
- Jacksonville State (2) 189
- Tennessee Tech 169
- SIUE 152
- Tennessee State (2) 144
- Eastern Kentucky (3) 138**
- Eastern Illinois 92
- Murray State 83
- Southeast Missouri 73
- Austin Peay 71
- Morehead State 40

1st-place votes in parentheses. Schools were not allowed to rank their own team. Ten points awarded for a first-place vote, nine for second, etc.

Preseason OVC Media Poll

2014-15 PREDICTED ORDER OF FINISH

Selected by 22 Media Members Who Cover the OVC

- Belmont (9) 216
- UT Martin (6) 210
- Eastern Kentucky (4) 208**
- Jacksonville State (1) 155
- Tennessee State 147
- Tennessee Tech 143
- SIUE 100
- Eastern Illinois 99
- Austin Peay 80
- Murray State 74
- Southeast Missouri 65
- Morehead State 63

1st-place votes in parentheses. Ten points awarded for a first-place vote, nine for second, etc.

When was the last time EKU ...

- Scored 100 points or more:**
Feb. 14, 2008 - EKU 104, Jacksonville State 75
- Scored less than 50 Points:**
March 7, 2014 - UT Martin 97, EKU 45
- Allowed 100 points or more:**
Jan. 24, 2008 - Tennessee State 104, EKU 85
- Held an opponent to less than 50 points:**
Dec. 18, 2013 - EKU 60, Longwood 47
- Held an opponent to less than 30% shooting:**
Feb. 2, 2013 -- .265 (18-68) -- vs. Southeast Missouri
- Shot over 65% from the field (45+ attempts):**
- Shot over 60% from the field (45+ attempts):**
Jan. 25, 2007 -- .600 (33-55) -- vs. Tennessee State
- Shot over 55% from the field (45+ attempts):**
Jan. 11, 2014 -- .563 (27-48) -- at Morehead State
- Shot over 50% from the field (45+ attempts):**
Jan. 25, 2014 -- .529 (27-51) -- vs. Belmont
- Shot 50% from 3-point range (15+ attempts):**
February 27, 2014 -- .611 (11-18) -- vs. Tennessee Tech
- Shot over 90% from the FT line (10+ attempts):**
March 2, 2013 -- .917 (11-12) -- at Tennessee State
- Attempted 80 or more shots from the field:**
Nov. 14, 2008 -- 80 -- vs. Ohio Valley University
- Won an overtime game:**
Feb. 8, 2014, EKU 69 - Morehead State 66 (OT)
- Lost an overtime game:**
Nov. 10, 2013 - Kent State 75, EKU 74 (OT)
- Played a double overtime game:**
Jan. 29, 2011 - EKU 91, Tennessee State 86 (2OT)
- Played a triple overtime game:**
Jan. 24, 1998 - EKU 97, Tennessee Tech 92 (3OT)
- Won by 50+ points:**
November 11, 2006 - EKU 97, Ohio Valley 39
- Did not hit a three-pointer:**
February 23, 2006 - APSU 69, EKU 55 (183 Games)

When was the last time the Lady Colonels had ...

- A player score 30 points** Alex Jones (31) vs. West Virginia State, Dec. 7, 2010 (EKU 75, WVSVU 66)
- A player score 35 points** Laura Shelton (37) at Austin Peay, Dec. 10, 2005 (EKU 64, APSU 61)
- A player score 40 points** Marie Carpenter (41) vs. Alabama A&M, Nov. 14, 2013 (EKU 89, AAMU 69)
- A player grab 15 rebounds** Alex Jones (15) vs. Tennessee State, March 2, 2013 (TSU 69, EKU 66)
- A player record a double-double** Miranda Maples (20 pts, 10 rebs)
vs. Southeast Missouri, February 1, 2014 (EKU 75, SEMO 56)
- Two players record a double-double in the same game** Alex Jones (12 pts, 10 rebs) &
Jade Barber (21 pts, 11 rebs) vs. Presbyterian College, November 1, 2012 (EKU 61, PC 43)
- A player record a triple-double**
- A player dish out 10 assists** Pilar Walker (10) vs. Belmont, January 25, 2014 (EKU 75, BEL 59)
- A player block five shots** Jade Barber (7) vs. Miami (Ohio), Nov. 9, 2012 (EKU 73, MIAMI 63)
- A player record 10 steals** Teresa McNair (11) vs. Jacksonville State, Dec. 30, 2002 (EKU 93, JSU 71)
- Two players score 20 points in a game** Michaela Hunter (20), Marie Carpenter (29) vs. Austin Peay, Feb. 22, 2014 (EKU 79, APSU 71)
- Three players score 20 points in a game** Laphelia Doss (23), Chrissy Roberts (23),
Marla Gearhart (21) at Marshall, Nov. 14, 1997 (EKU 97, MAR 90 OT)
- Two players grab 10 rebounds in a game** Miranda Maples (10), Nicole Bowers (10)
vs. Florida A&M, Nov. 29, 2013 (FAMU 64, EKU 58)
- Four players score in double figures** Marie Carpenter (24), Shelly Harper (10), Cierra Drake (12),
Michaela Hunter (17) vs. Eastern Illinois, March 5, 2014 (EKU 75, EIU 52)
- Five players score in double figures** Marie Carpenter (16), Pilar Walker (14), Miranda Maples (19),
Shelly Harper (14), Michaela Hunter (10) vs. Tennessee Tech, Feb. 27, 2014 (TTU 76, EKU 74)
- Six players score in double figures** Ashley Cazee (21), Crystal Jones (19), Shavonne Jones (11),
Cherie White (11), Niki Avery (10), LaTanya Stokes (10) vs.
Jacksonville State, Jan. 17, 2008 (EKU 92, JSU 71)
- A player made 10 field goals** Marie Carpenter (10) vs. Austin Peay, Feb. 22, 2014 (EKU 79, ASPU 71)
- A player made five three-point field goals** Marie Carpenter (6)
vs. Tennessee Tech, February 17, 2014 (EKU 74, TTU 70)
- A player made 10 free throws** Shelly Harper (17) vs. Missouri State, Dec. 5, 2013 (EKU 65, MSU 61)
- A player converted a four-point play** Ilona Muszak (3-pointer followed by one free throw) at
Morehead State, Jan. 24, 2009 (MOR 63, EKU 46)
- A player converted a five-point play** Niki Avery (3-pointer followed by two free throws) vs.
Penn, Dec. 30, 2007 (EKU 100, Penn 62)
- A player hit a last second shot to win the game** ... Talisha Davis (0:09) vs. Bethune-Cookman, Nov. 28,
2009 (EKU 66, BCU 65) - Ilona Muszak (0:01.4) at Tennessee-Martin, Feb. 26, 2009 (EKU 63, UTM 60)

THE STAT CREW SYSTEM
Eastern Kentucky Combined Team Statistics (as of Mar 07, 2014)
All games

RECORD:	OVERALL	HOME	AWAY	NEUTRAL
ALL GAMES	17-13	7-5	8-5	2-3
CONFERENCE	9-7	4-4	5-3	0-0
NON-CONFERENCE	8-6	3-1	3-2	2-3

#	Player	gp-gs	min	avg	Total		3-Point		F-Throw		Rebounds				pf	dq	a	to	blk	stl	pts	avg
					fg-fga	fg%	3fg-fga	3fg%	ft-fga	ft%	off	def	tot	avg								
25	CARPENTER, Marie	30-30	1113	37.1	213-536	.397	77-194	.397	129-151	.854	24	73	97	3.2	41	1	49	62	4	24	632	21.1
20	HARPER, Shelly	30-30	830	27.7	101-214	.472	1-6	.167	110-142	.775	65	121	186	6.2	82	1	22	67	7	21	313	10.4
02	WALKER, Pilar	27-27	810	30.0	85-217	.392	28-86	.326	42-66	.636	7	90	97	3.6	57	0	127	65	19	35	240	8.9
05	HUNTER, Michaela	30-3	593	19.8	84-192	.438	14-43	.326	51-78	.654	36	101	137	4.6	94	3	60	45	8	39	233	7.8
24	MAPLES, Miranda	30-29	686	22.9	85-180	.472	15-44	.341	33-50	.660	54	123	177	5.9	105	7	19	37	22	24	218	7.3
01	STAFFORD, Jasmine	30-30	684	22.8	34-141	.241	3-20	.150	52-81	.642	43	96	139	4.6	96	4	47	72	2	24	123	4.1
52	BOWERS, Nicole	28-1	285	10.2	35-68	.515	0-1	.000	24-38	.632	47	37	84	3.0	46	0	4	31	8	6	94	3.4
55	DRAKE, Cierra	17-0	126	7.4	15-25	.600	0-0	.000	15-23	.652	11	24	35	2.1	23	0	3	7	5	7	45	2.6
21	HENSHAW, Jasmine	28-0	354	12.6	30-85	.353	0-1	.000	11-24	.458	33	58	91	3.3	54	0	9	34	11	7	71	2.5
03	MASSENGILL, Mariah	30-0	374	12.5	24-87	.276	9-40	.225	9-10	.900	4	24	28	0.9	35	0	30	40	0	15	66	2.2
22	BROOKS, Amadi	16-0	109	6.8	8-27	.296	1-4	.250	8-12	.667	6	7	13	0.8	10	0	4	8	3	2	25	1.6
23	PIPPEN, Katie	11-0	34	3.1	1-12	.083	0-3	.000	2-2	1.000	1	1	2	0.2	5	0	4	3	0	2	4	0.4
44	POLSON, Meredith	13-0	46	3.5	0-0	.000	0-0	.000	2-4	.500	2	5	7	0.5	3	0	2	1	0	0	2	0.2
33	YOUNG, Kasey	4-0	6	1.5	0-3	.000	0-3	.000	0-0	.000	0	0	0	0.0	2	0	0	0	0	0	0	0.0
Team											58	60	118				7					
Total.....		30	6050		715-1787	.400	148-445	.333	488-681	.717	391	820	1211	40.4	653	16	380	479	89	206	2066	68.9
Opponents.....		30	6050		664-1696	.392	147-513	.287	550-772	.712	337	775	1112	37.1	610	-	342	472	106	212	2025	67.5

TEAM STATISTICS	EKU	OPP	Date	Opponent	Score	Att.
SCORING	2066	2025	11/8/13	at Miami	W 59-55	244
Points per game	68.9	67.5	11/10/13	at Kent State	Lot 74-75	189
Scoring margin	+1.4	-	11/14/13	ALABAMA A&M	W 89-69	225
FIELD GOALS-ATT	715-1787	664-1696	11-16-13	at UNC Asheville	L 63-71	479
Field goal pct	.400	.392	11/18/13	DAVIS & ELKINS	W 94-66	150
3 POINT FG-ATT	148-445	147-513	11/23/13	OHIO	L 52-60	300
3-point FG pct	.333	.287	11/29/13	vs Florida A&M	L 58-64	1068
3-pt FG made per game	4.9	4.9	11/30/13	vs Mississippi Valley S	L 58-68	0
FREE THROWS-ATT	488-681	550-772	12/3/13	at Marshall	W 64-55	339
Free throw pct	.717	.712	12/05/13	MISSOURI STATE	W 65-61	200
F-Throws made per game	16.3	18.3	12-18-13	at Longwood	W 60-47	257
REBOUNDS	1211	1112	* 12/30/13	MURRAY STATE	W 86-72	400
Rebounds per game	40.4	37.1	* 01/04/14	at SIUE	W 59-54	0
Rebounding margin	+3.3	-	* 01/07/14	at Eastern Illinois	L 71-75	102
ASSISTS	380	342	* 1/11/14	at Morehead State	W 79-58	2628
Assists per game	12.7	11.4	* 01/18/14	JACKSONVILLE STATE	W 68-61	545
TURNOVERS	479	472	* 1/25/14	at BELMONT	W 75-59	1088
Turnovers per game	16.0	15.7	* 1/27/14	at Tennessee State	L 63-78	2128
Turnover margin	-0.2	-	* 02/01/14	SOUTHEAST MISSOURI	W 75-56	540
Assist/turnover ratio	0.8	0.7	* 02/03/14	UT MARTIN	L 65-87	150
STEALS	206	212	* 02/08/14	MOREHEAD STATE	Wot 69-66	1000
Steals per game	6.9	7.1	* 2/15/14	at Jacksonville State	L 62-79	541
BLOCKS	89	106	* 2/17/14	at Tennessee Tech	W 74-70	1323
Blocks per game	3.0	3.5	* 2/22/14	at Austin Peay	W 79-71	1277
ATTENDANCE	5285	12310	* 02/24/14	BELMONT	L 68-72	500
Home games-Avg/Game	12-440	13-815	* 02/27/14	TENNESSEE TECH	L 74-76	725
Neutral site-Avg/Game	-	5-343	* 03/01/14	TENNESSEE STATE	L 64-76	550
Score by Periods	1st 2nd OT Totals		03/05/14	vs Eastern Illinois	W 75-52	647
Eastern Kentucky	972 1068 26 2066		03/06/14	vs Tennessee State	W 79-75	0
Opponents	928 1073 24 2025		03/07/14	vs UT Martin	L 45-97	0

THE STAT CREW SYSTEM
Eastern Kentucky Combined Team Statistics (as of Mar 01, 2014)
Conference games

RECORD:	OVERALL	HOME	AWAY	NEUTRAL
ALL GAMES	9-7	4-4	5-3	0-0
CONFERENCE	9-7	4-4	5-3	0-0
NON-CONFERENCE	0-0	0-0	0-0	0-0

#	Player	gp-gs	min	Total		3-Point		F-Throw		Rebounds				pf	dq	a	to	blk	stl	pts	avg	
				fg-fga	fg%	3fg-fga	3fg%	ft-fga	ft%	off	def	tot	avg									
25	CARPENTER, Marie	16-16	612	38.2	113-299	.378	38-96	.396	78-92	.848	13	39	52	3.3	21	1	23	33	3	13	342	21.4
20	HARPER, Shelly	16-16	469	29.3	57-126	.452	0-3	.000	59-76	.776	39	57	96	6.0	44	1	14	38	4	14	173	10.8
02	WALKER, Pilar	15-15	477	31.8	50-127	.394	18-47	.383	26-33	.788	6	50	56	3.7	31	0	72	32	14	19	144	9.6
05	HUNTER, Michaela	16-1	337	21.1	56-108	.519	9-21	.429	30-50	.600	20	67	87	5.4	57	3	26	20	6	19	151	9.4
24	MAPLES, Miranda	16-16	399	24.9	54-109	.495	12-34	.353	18-28	.643	27	64	91	5.7	54	3	12	23	13	13	138	8.6
01	STAFFORD, Jasmine	16-16	344	21.5	15-61	.246	2-14	.143	21-35	.600	24	49	73	4.6	52	2	22	38	2	9	53	3.3
55	DRAKE, Cierra	13-0	84	6.5	10-18	.556	0-0	.000	12-18	.667	9	18	27	2.1	14	0	3	6	2	5	32	2.5
52	BOWERS, Nicole	14-0	100	7.1	12-21	.571	0-0	.000	10-18	.556	23	5	28	2.0	19	0	2	8	4	2	34	2.4
21	HENSHAW, Jasmine	16-0	186	11.6	17-44	.386	0-1	.000	2-9	.222	16	31	47	2.9	34	0	2	19	5	4	36	2.3
03	MASSENGILL, Mariah	16-0	164	10.3	7-30	.233	3-14	.214	6-6	1.000	1	12	13	0.8	16	0	16	10	0	5	23	1.4
23	PIPPEN, Katie	6-0	10	1.7	0-3	.000	0-1	.000	2-2	1.000	0	0	0	0.0	2	0	1	0	0	0	2	0.3
44	POLSON, Meredith	6-0	15	2.5	0-0	.000	0-0	.000	2-4	.500	1	2	3	0.5	1	0	0	0	0	0	2	0.3
22	BROOKS, Amadi	5-0	25	5.0	0-3	.000	0-1	.000	1-4	.250	0	2	2	0.4	0	0	0	0	0	0	1	0.2
33	YOUNG, Kasey	2-0	3	1.5	0-2	.000	0-2	.000	0-0	.000	0	0	0	0.0	1	0	0	0	0	0	0	0.0
Team											32	34	66				4					
Total.....		16	3225		391-951	.411	82-234	.350	267-375	.712	211	430	641	40.1	346	10	193	231	53	103	1131	70.7
Opponents.....		16	3225		362-899	.403	79-277	.285	307-421	.729	167	403	570	35.6	317	-	183	229	49	90	1110	69.4

TEAM STATISTICS	EKU	OPP	Date	Opponent	Score	Att.
SCORING	1131	1110	* 12/30/13	MURRAY STATE	w 86-72	400
Points per game	70.7	69.4	* 01/04/14	at SIUE	w 59-54	0
Scoring margin	+1.3	-	* 01/07/14	at Eastern Illinois	L 71-75	102
FIELD GOALS-ATT	391-951	362-899	* 1/11/14	at Morehead State	w 79-58	2628
Field goal pct	.411	.403	* 01/18/14	JACKSONVILLE STATE	w 68-61	545
3 POINT FG-ATT	82-234	79-277	* 1/25/14	at BELMONT	w 75-59	1088
3-point FG pct	.350	.285	* 1/27/14	at Tennessee State	L 63-78	2128
3-pt FG made per game	5.1	4.9	* 02/01/14	SOUTHEAST MISSOURI	w 75-56	540
FREE THROWS-ATT	267-375	307-421	* 02/03/14	UT MARTIN	L 65-87	150
Free throw pct	.712	.729	* 02/08/14	MOREHEAD STATE	wot 69-66	1000
F-Throws made per game	16.7	19.2	* 2/15/14	at Jacksonville State	L 62-79	541
REBOUNDS	641	570	* 2/17/14	at Tennessee Tech	w 74-70	1323
Rebounds per game	40.1	35.6	* 2/22/14	at Austin Peay	w 79-71	1277
Rebounding margin	+4.4	-	* 02/24/14	BELMONT	L 68-72	500
ASSISTS	193	183	* 02/27/14	TENNESSEE TECH	L 74-76	725
Assists per game	12.1	11.4	* 03/01/14	TENNESSEE STATE	L 64-76	550
TURNOVERS	231	229				
Turnovers per game	14.4	14.3				
Turnover margin	-0.1	-				
Assist/turnover ratio	0.8	0.8				
STEALS	103	90				
Steals per game	6.4	5.6				
BLOCKS	53	49				
Blocks per game	3.3	3.1				
ATTENDANCE	4410	9087				
Home games-Avg/Game	8-551	8-1136				
Neutral site-Avg/Game	-	0-0				

Score by Periods	1st	2nd	OT	Totals
Eastern Kentucky	513	604	14	1131
Opponents	473	626	11	1110

Game-By-Game Statistics
THE STAT CREW SYSTEM
Eastern Kentucky Team Game-by-Game (as of Mar 13, 2014)
All games

TEAM STATISTICS

Opponent	Date	Score		Total		3-Pointers		Free throws		Rebounds					pts	avg				
				fg-fga	pct	3fg-fga	pct	ft-fa	pct	off	def	tot	avg	pf			a	t/o	blk	stl
at Miami	11/8/13	59-55	W	22-47	.468	5-14	.357	10-21	.476	11	25	36	36.0	23	8	20	3	8	59	59.0
at Kent State	11/10/13	74-75	Lot	23-63	.365	6-14	.429	22-28	.786	16	26	42	39.0	27	6	20	2	7	74	66.5
ALABAMA A&M	11/14/13	89-69	W	30-60	.500	9-17	.529	20-25	.800	11	29	40	39.3	27	21	24	4	10	89	74.0
at UNC Asheville	11-16-13	63-71	L	24-59	.407	4-16	.250	11-20	.550	10	21	31	37.2	25	15	19	2	12	63	71.2
DAVIS & ELKINS	11/18/13	94-66	W	33-66	.500	6-15	.400	22-30	.733	17	37	54	40.6	20	25	25	4	6	94	75.8
OHIO	11/23/13	52-60	L	16-55	.291	1-12	.083	19-22	.864	10	30	40	40.5	24	12	21	2	5	52	71.8
vs Florida A&M	11/29/13	58-64	L	22-64	.344	6-17	.353	8-11	.727	15	31	46	41.3	18	16	22	3	5	58	69.9
vs Mississippi Valley S	11/30/13	58-68	L	21-69	.304	6-22	.273	10-12	.833	13	24	37	40.8	15	8	15	2	9	58	68.4
at Marshall	12/3/13	64-55	W	23-58	.397	5-18	.278	13-19	.684	10	32	42	40.9	24	15	11	2	7	64	67.9
MISSOURI STATE	12/05/13	65-61	W	19-66	.288	4-14	.286	23-32	.719	24	28	52	42.0	19	9	16	3	6	65	67.6
at Longwood	12-18-13	60-47	W	22-55	.400	3-12	.250	13-24	.542	10	28	38	41.6	18	10	13	0	11	60	66.9
MURRAY STATE	12/30/13	86-72	W	27-55	.491	6-18	.333	26-32	.813	9	38	47	42.1	22	13	11	3	2	86	68.5
at SIUE	01/04/14	59-54	W	21-59	.356	3-15	.200	14-26	.538	14	27	41	42.0	20	5	11	4	9	59	67.8
at Eastern Illinois	01/07/14	71-75	L	27-69	.391	6-18	.333	11-16	.688	18	23	41	41.9	27	9	10	4	10	71	68.0
at Morehead State	1/11/14	79-58	W	27-48	.563	2-6	.333	23-31	.742	9	32	41	41.9	19	16	20	2	10	79	68.7
JACKSONVILLE STATE	01/18/14	68-61	W	19-54	.352	3-12	.250	27-35	.771	17	27	44	42.0	19	5	14	4	5	68	68.7
at BELMONT	1/25/14	75-59	W	27-51	.529	8-17	.471	13-17	.765	10	34	44	42.1	21	16	25	4	6	75	69.1
at Tennessee State	1/27/14	63-78	L	22-65	.338	5-13	.385	14-24	.583	21	24	45	42.3	27	11	13	4	3	63	68.7
SOUTHEAST MISSOURI	02/01/14	75-56	W	28-59	.475	9-18	.500	10-15	.667	9	27	36	41.9	17	19	15	6	5	75	69.1
UT MARTIN	02/03/14	65-87	L	26-58	.448	2-13	.154	11-17	.647	11	27	38	41.8	25	16	20	3	5	65	68.8
MOREHEAD STATE	02/08/14	69-66	Wot	23-67	.343	7-20	.350	16-25	.640	18	27	45	41.9	15	8	11	5	10	69	68.9
at Jacksonville State	2/15/14	62-79	L	20-59	.339	1-14	.071	21-27	.778	14	24	38	41.7	27	12	19	3	5	62	68.5
at Tennessee Tech	2/17/14	74-70	W	23-53	.434	8-13	.615	20-29	.690	7	26	33	41.3	22	15	14	4	7	74	68.8
at Austin Peay	2/22/14	79-71	W	26-73	.356	3-17	.176	24-27	.889	16	29	45	41.5	22	5	9	2	12	79	69.2
BELMONT	02/24/14	68-72	L	27-55	.491	3-8	.375	11-14	.786	8	25	33	41.2	21	15	12	2	3	68	69.2
TENNESSEE TECH	02/27/14	74-76	L	27-63	.429	11-18	.611	9-12	.750	14	16	30	40.7	23	18	12	0	4	74	69.3
TENNESSEE STATE	03/01/14	64-76	L	21-63	.333	5-14	.357	17-28	.607	16	24	40	40.7	19	10	15	3	7	64	69.1
vs Eastern Illinois	03/05/14	75-52	W	28-65	.431	4-14	.286	15-17	.882	13	29	42	40.8	22	18	12	6	8	75	69.4
vs Tennessee State	03/06/14	79-75	W	25-53	.472	1-7	.143	28-36	.778	10	26	36	40.6	27	12	7	2	5	79	69.7
vs UT Martin	03/07/14	45-97	L	16-56	.286	6-19	.316	7-9	.778	10	24	34	40.4	18	12	23	1	4	45	68.9
Eastern Kentucky		2066		715-1787	.400	148-445	.333	488-681	.717	391	820	1211	40.4	653	380	479	89	206	2066	68.9
Opponents		2025		664-1696	.392	147-513	.287	550-772	.712	337	775	1112	37.1	610	342	472	106	212	2025	67.5

Games played: 30
 Points/game: 68.9
 FG Pct: 40.0
 3FG Pct: 33.3
 FT Pct: 71.7

Rebounds/game: 40.4
 Assists/game: 12.7
 Turnovers/game: 16.0
 Assist/turnover ratio: 0.8
 Steals/game: 6.9
 Blocks/game: 3.0



The Chrissy Roberts File

Full Name Christina Lanise Roberts
Birthplace Louisville, Ky.
Hometown Eminence, Ky.
Birthdate December 25, 1974
High School Eminence HS, 1993
College Eastern Kentucky
Degree B.S. Sports Supervision (1998)
 M.S. Sport Administration (1999)

Playing Experience
 University of Kentucky 1993-95
 Eastern Kentucky 1996-98

Coaching Experience
Eastern Kentucky University 1998-99
 Graduate Assistant Coach
Tennessee Tech University 1999-00
 Assistant Coach
Eastern Kentucky University 2000-02
 Assistant Coach
East Carolina University 2002-08
 Assistant Coach
Eastern Kentucky University 2008-
 Head Coach

EKU Playing Career

- Led EKU to its first OVC tournament title and first NCAA tournament appearance
- 1998 OVC Player of the Year
- 1998 Kodak All-America Honorable Mention
- Set school records for three-pointers in a season and career 3-point FG percentage
- EKU Athletics Hall of Fame, class of 2007

Accomplishments
As a coach

- Two NCAA tournament appearances (2000 and 2007)
- Two OVC regular-season championships, one OVC tournament title
- 2002 WNIT Sweet 16
- 2007 Conference USA tournament title

At EKU (As a player and an assistant coach)

- 100-44 (66-20 OVC), three regular-season OVC championships, OVC tournament title, NCAA tournament appearance

On October 12, 2007, Chrissy Roberts returned to her alma mater to be inducted into the school's Athletics Hall of Fame. Seven months later, Roberts returned to EKU again, this time for a longer stay. Roberts was selected as the program's eighth head coach on May 29, 2008.

As a student-athlete, Roberts led Eastern to its first-ever OVC tournament championship and first-ever NCAA tournament appearance. She later served two stints as an assistant at her alma mater before spending six seasons as an assistant at East Carolina.

Roberts and her staff have done an excellent job of replenishing the team with the type of student-athletes that can raise the program back to the championship level it is known for. Two members of Roberts' first full recruiting class in 2009, Alex Jones and Brittany Coles, graduated this spring as some of the most decorated Lady Colonels of all time. Jones finished her EKU career first all-time in rebounds (1,050), tied for first in double-doubles (38) and 14th in points (1,290). Coles, meanwhile, finished 20th in points (1,031), sixth in three-pointers (139) and second in blocks (95). The class of 2009 is gone, however, this year's recruiting class features finalists for Kentucky Miss Basketball and Tennessee Miss Basketball, as well as several other talent newcomers. The future continues to be bright under Roberts.

Roberts' efforts to increase the team's talent level have paid off on the court. In 2012-13, Eastern finished 18-12 and reached the quarterfinals of the OVC Tournament before losing to eventual conference champion UT Martin. The Lady Colonels' stellar season was rewarded by an invitation to play in the Women's Basketball Invitational. On March 20, 2013, EKU played at Elon in its first national tournament appearance since winning the OVC and playing in the NCAA Tournament in 2004-05.

Another one of Roberts' fine coaching jobs came in 2009-10. Despite being picked to finish ninth in the Ohio Valley Conference preseason poll that year, Eastern Kentucky tied for fourth place in the conference standings. In 2008-09, EKU won seven games, placed ninth in the OVC, and failed to qualify for the postseason conference tournament. However, in 2009-10 EKU concluded the season with 12 victories, won twice as many conference games and returned to postseason play. The Lady Colonels began the conference schedule with a 5-0 record for the first time since the 2002-03 season.

The Eminence, Ky., native's Hall of Fame playing career began when she wore maroon and white for the first time, as a junior, in 1996. After transferring from the Kentucky, Roberts made an immediate impact at EKU. She averaged 13.4 points, and led the nation with a 48.8 three-point shooting percentage in 1996-97. She helped the Lady Colonels roll to a 24-6 record, claim the OVC regular-season championship with a 16-2 mark, win the school's first-ever conference tournament title, and advance to the

NCAA tournament for the first time.

Roberts scored 18 points in Eastern Kentucky's first NCAA tournament game, against second seeded Georgia on March 14, 1997.

Following her junior season Roberts won two national awards for her three-point shooting. She was honored by the Naismith Memorial Basketball Hall of Fame with the Edward S. Steitz Award. For this honor, her shoes, jersey and practice gear were enshrined in the Basketball Hall of Fame in Springfield, Mass. She also won the AT&T Long Distance Award.

During the 1997-98 season, her senior campaign, Roberts averaged a team-high 15.2 points per game, shot 48.6 percent from the field and 45.9 percent from three-point range. She was selected as the OVC Player of the Year, earned first team all-conference honors for the second straight season and garnered Kodak All-America Honorable Mention honors. She helped EKU (20-8, 15-3 OVC) to its second straight OVC regular-season title.

On her way to earning OVC Player of the Year honors, Roberts ranked in the top-10 in the OVC in nine different categories. She led the league in free throw percentage, three-point field goal percentage, three-pointers made and minutes played. She finished second in scoring, and fifth in assists and steals.

Roberts holds school records for three-pointers in a single season (85 in 1996-97) and career three-point field goal percentage (47.6). She is fifth on Eastern's career three-pointers made list (152).

Record vs. All Opponents

Alabama A&M	1-0
Appalachian State	0-1
Austin Peay	5-5
Belmont	3-2
Bethune-Cookman	1-0
Bluefield State College	1-0
Brewton-Parker	1-0
Campbell	0-1
Central Arkansas	0-2
Chicago State	3-0
Cincinnati	0-2
Davis & Elkins	2-0
Eastern Illinois	2-9
Elon	0-1
Evansville	0-1
Florida A&M	0-1
Florida Atlantic	0-2
Florida International	0-1
Florida State	0-1
Houston Baptist	0-1
Jackson State	1-0
Jacksonville State	6-5
Kent State	1-1
Kentucky Christian	1-0
Longwood	2-0
Louisville	0-2
Marshall	1-0
Miami (Ohio)	2-2
Mississippi Valley State	0-1
Missouri State	1-0
Murray State	6-4
Morehead State	6-6
Ohio	0-2
Ohio Valley	1-0
Oklahoma State	0-1
Presbyterian College	1-0
SIUE	2-5
Southeast Missouri	4-5
Tennessee State	7-7
Tennessee Tech	4-9
Towson	1-0
UNC Asheville	1-1
UT Martin	3-9
Vanderbilt	0-1
Western Kentucky	0-2
Western Michigan	1-1
West Virginia	0-1
West Virginia State	2-0
Wisconsin-Milwaukee	0-1
Wright State	0-2
Xavier	0-1



1 JASMINE STAFFORD
Guard • 5-8 • Junior
Memphis, Tenn. • Overton HS

The Stafford File
Born: Oct. 28, 1993
Parents: Tracy Stafford and Tarrance Dixon
Major: Social Work



3 MARIAH MASSENGILL
Guard • 5-5 • Sophomore
Chattanooga, Tenn. • Silverdale Baptist Academy

The Massengill File
Born: March 4, 1995
Parents: David and Robin Massengill
Major: Business Management

Season and Career Highs

Season	Min	Career
37, vs. Kent State, 11/10/13	37, vs. Kent State, 11/10/13	37, vs. Kent State, 11/10/13
3, three times	FG	3, three times
11, two times	FGA	11, two times
1, three times	3FG	1, three times
3, vs. Kent State, 11/10/13	3FGA	3, vs. Kent State, 11/10/13
7, vs. Jacksonville State, 01/18/14	FT	7, vs. Jacksonville State, 01/18/14
8, two times	FTA	8, two times
4, three times	OReb	4, three times
7, vs. Longwood, 12/18/13	DReb	7, vs. Longwood, 12/18/13
8, three times	Reb	8, three times
4, two times	Asst	4, two times
1, two times	Blocks	1, two times
3, two times	Steals	3, two times
10, two times	Points	10, two times

Season and Career Highs

Season	Min	Career
27, vs. UT Martin, 03/07/14	27, vs. UT Martin, 03/07/14	27, vs. UT Martin, 03/07/14
4, two times	FG	4, two times
9, vs. UT Martin, 03/07/14	FGA	9, vs. UT Martin, 03/07/14
4, vs. UT Martin, 03/07/14	3FG	4, vs. UT Martin, 03/07/14
8, vs. UT Martin, 03/07/14	3FGA	8, vs. UT Martin, 03/07/14
four times	FT	four times
2, five times	FTA	2, five times
2, vs. Kent State, 11/10/13	OReb	2, vs. Kent State, 11/10/13
3, vs. Belmont, 01/25/14	DReb	3, vs. Belmont, 01/25/14
3, two times	Reb	3, two times
4, vs. Alabama A&M, 11/14/13	Asst	4, vs. Alabama A&M, 11/14/13
	Blocks	
3, vs. Longwood, 12/18/13	Steals	3, vs. Longwood, 12/18/13
12, vs. UT Martin, 03/07/14	Points	12, vs. UT Martin, 03/07/14

Game-by-Game Statistics (2013-14)


Opponent	GS	Min	FG-A	Pct.	3FG-A	Pct.	FT-A	Pct.	Off	Def	Tot	PF	A	TO	Blk	S	Pts
at Miami	*	23	0-3	.000	0-0	.000	4-8	.500	2	2	4	4	0	3	0	3	4
at Kent State	*	37	3-11	.272	1-3	.333	3-5	.600	1	3	4	5	0	4	0	1	10
ALABAMA A&M	*	27	1-5	.200	0-0	.000	5-6	.833	4	3	7	2	3	2	0	1	7
at UNC Asheville	*	30	1-6	.167	0-1	.000	0-0	.000	0	1	1	4	3	2	0	0	2
DAVIS & ELKINS	*	20	2-6	.333	0-1	.000	2-3	.667	2	3	5	3	2	4	0	0	6
OHIO	*	22	3-6	.500	0-0	.000	4-4	1.000	1	2	3	3	2	2	0	3	10
vs. Florida A&M	*	31	2-9	.222	0-0	.000	2-4	.500	1	7	8	5	4	3	0	0	6
vs. MVSU	*	32	2-9	.222	0-0	.000	0-0	.000	3	5	8	3	2	2	0	2	4
at Marshall	*	28	1-4	.250	0-0	.000	3-4	.750	0	4	4	3	3	5	0	2	5
MISSOURI STATE	*	20	1-9	.111	0-0	.000	2-2	1.000	2	2	4	4	1	0	0	0	4
at Longwood	*	20	1-4	.250	0-1	.000	2-4	.500	0	7	7	2	1	2	0	0	4
MURRAY STATE	*	17	3-7	.429	1-2	.500	2-2	1.000	0	3	3	1	1	2	0	1	9
at SIUE	*	29	1-6	.167	0-2	.000	2-4	.500	2	4	6	4	2	2	0	0	4
at Eastern Illinois	*	20	0-3	.000	0-1	.000	0-0	.000	0	4	4	5	0	1	1	0	0
at Morehead State	*	23	1-3	.333	0-1	.000	2-2	1.000	2	5	7	3	2	5	0	0	4
JACKSONVILLE STATE	*	25	1-2	.500	0-0	.000	7-7	1.000	4	2	6	3	0	3	0	0	9
at Belmont	*	16	0-1	.000	0-0	.000	0-0	.000	1	2	3	4	1	5	0	1	0
at Tennessee State	*	25	1-6	.167	0-1	.000	3-8	.375	3	3	6	5	1	4	0	0	5
SEMO	*	22	0-2	.000	0-1	.000	1-2	.500	3	5	8	2	3	1	0	1	1
UT MARTIN	*	32	4-11	.364	1-1	1.000	0-0	.000	1	4	5	3	4	6	0	1	9
MOREHEAD STATE	*	13	0-2	.000	0-2	.000	1-2	.500	4	3	7	3	0	2	0	0	1
at Jacksonville State	*	23	0-5	.000	0-2	.000	2-2	1.000	1	4	5	4	2	1	0	2	2
at Tennessee Tech	*	17	1-1	1.000	0-0	.000	0-2	.000	1	2	3	3	0	1	0	0	2
at Austin Peay	*	30	1-3	.333	0-0	.000	0-0	.000	2	3	5	4	2	1	0	0	2
BELMONT	*	13	0-2	.000	0-1	.000	0-0	.000	0	2	2	2	0	3	1	0	0
TENNESSEE TECH	*	19	0-2	.000	0-0	.000	0-0	.000	0	2	2	3	3	1	0	1	0
TENNESSEE STATE	*	20	2-5	.400	0-0	.000	1-4	.250	0	1	1	3	1	0	0	2	5
vs. Eastern Illinois	*	12	1-2	.500	0-0	.000	1-2	.500	2	2	4	2	1	1	0	2	3
vs. Tennessee State	*	25	1-2	.500	0-0	.000	3-4	.750	0	4	4	3	2	1	0	1	5
vs. UT Martin	*	13	0-4	.000	0-0	.000	0-0	.000	1	2	3	1	1	3	0	0	0

Game-by-Game Statistics (2013-14)

Opponent	GS	Min	FG-A	Pct.	3FG-A	Pct.	FT-A	Pct.	Off	Def	Tot	PF	A	TO	Blk	S	Pts
at Miami		8	0-0	.000	0-0	.000	0-0	.000	0	0	0	2	0	3	0	0	0
at Kent State		5	0-2	.000	0-0	.000	0-0	.000	2	1	3	3	1	2	0	1	0
ALABAMA A&M		19	2-5	.400	0-2	.000	2-2	1.000	0	1	1	2	4	6	0	2	6
at UNC Asheville		18	3-5	.600	0-1	.000	0-0	.000	0	2	2	1	1	1	0	2	6
DAVIS & ELKINS		19	4-8	.500	1-3	.333	0-0	.000	0	2	2	2	2	3	0	0	9
OHIO		18	0-3	.000	0-1	.000	0-0	.000	1	0	1	1	0	3	0	0	0
vs. Florida A&M		21	1-5	.200	1-3	.333	0-0	.000	0	1	1	0	1	1	0	0	3
vs. MVSU		15	0-8	.000	0-2	.000	0-0	.000	0	0	0	2	0	3	0	1	0
at Marshall		15	1-3	.333	0-2	.000	0-0	.000	0	2	2	0	1	0	0	1	2
MISSOURI STATE		7	0-1	.000	0-0	.000	0-0	.000	0	0	0	0	0	2	0	0	0
at Longwood		16	1-3	.333	0-1	.000	1-2	.500	0	1	1	0	2	0	0	3	3
MURRAY STATE		9	0-2	.000	0-2	.000	0-0	.000	0	0	0	1	1	0	0	0	0
at SIUE		9	0-1	.000	0-0	.000	0-0	.000	0	1	1	0	0	1	0	1	0
at Eastern Illinois		13	1-5	.200	0-2	.000	0-0	.000	0	1	1	0	0	0	0	0	2
at Morehead State		11	0-0	.000	0-0	.000	2-2	1.000	0	1	1	0	2	1	0	1	2
JACKSONVILLE STATE		4	0-2	.000	0-1	.000	0-0	.000	0	1	1	1	0	0	0	0	0
at Belmont		14	0-2	.000	0-1	.000	2-2	1.000	0	3	3	2	0	1	0	0	2
at Tennessee State		8	0-0	.000	0-0	.000	0-0	.000	0	0	0	1	2	0	0	0	0
SEMO		13	1-3	.333	1-1	1.000	2-2	1.000	0	0	0	0	3	1	0	1	5
UT MARTIN		13	0-0	.000	0-0	.000	0-0	.000	0	1	1	4	1	0	0	0	0
MOREHEAD STATE		6	0-0	.000	0-0	.000	0-0	.000	0	1	1	0	1	0	0	1	0
at Jacksonville State		9	0-3	.000	0-2	.000	0-0	.000	0	0	0	2	1	3	0	0	0
at Tennessee Tech		8	1-2	.500	0-1	.000	0-0	.000	0	0	0	1	0	2	0	0	2
at Austin Peay		21	3-5	.600	1-2	.500	0-0	.000	1	0	1	1	1	0	0	0	7
BELMONT		9	0-3	.000	0-1	.000	0-0	.000	0	0	0	1	1	0	0	0	0
TENNESSEE TECH		10	1-2	.500	1-1	1.000	0-0	.000	0	1	1	1	2	0	0	1	3
TENNESSEE STATE		7	0-0	.000	0-0	.000	0-0	.000	0	2	2	1	1	1	0	0	0
vs. Eastern Illinois		14	0-3	.000	0-2	.000	0-0	.000	0	1	1	1	2	3	0	0	0
vs. Tennessee State		8	1-2	.500	0-1	.000	0-0	.000	0	0	0	2	0	0	0	0	2
vs. UT Martin		27	4-9	.444	4-8	.500	0-0	.000	0	1	1	3	0	3	0	0	12

Jasmine Stafford Career Stats

Year	GP-GS	Min/Avg	FG-FGA	Pct	3FG-3FGA	Pct	FT-FTA	Pct	OR-DR	Reb/Avg	PF-FO	Ast	TO	Blk	Stl	Pts/Avg
2012-13	19-0	80/4.2	2-11	.182	0-0	.000	5-9	.556	3-12	15/0.8	15-0	3	14	0	3	9/0.5
2013-14	30-30	684/22.8	34-141	.241	3-20	.150	52-81	.642	43-96	139/4.6	96-4	47	72	2	24	123/4.1
TOTAL	49-30	764/15.6	36-152	.237	3-20	.150	57-90	.633	46-108	154/3.1	111-4	50	86	2	27	132/2.7



4 ALEXUS COOPER
Guard • 5-8 • r-Sophomore
Rocky Mount, N.C. • Rocky Mount HS

The Cooper File
Born: April 20, 1994
Parents: William and Linda Cooper
Major: Criminal Justice

Season and Career Highs

Season	Career
Min	22, vs. Presbyterian, 11/30/12
FG	4, vs. Ohio, 12/06/12
FGA	8, vs. Ohio, 12/06/12
3FG	2, vs. Presbyterian, 11/30/12
3FGA	4, vs. West Virginia St., 12/18/12
FT	None
FTA	None
OReb	2, two times
DReb	3, vs. Wisconsin-Milwaukee, 11/25/12
Reb	3, three times
Asst	2, at Louisville, 11/28/12
Blocks	1, two times
Steals	2, vs. Presbyterian, 11/30/12
Points	8, two times

Game-by-Game Statistics (2013-14)

Opponent	GS	Min	FG-A	Pct.	3FG-A	Pct.	FT-A	Pct.	Off	Def	Tot	PF	A	TO	Blk	S	Pts
at Miami	--	--	--	--	--	--	--	--	--	--	--	--	--	--	--	--	--
at Kent State	--	--	--	--	--	--	--	--	--	--	--	--	--	--	--	--	--
ALABAMA A&M	--	--	--	--	--	--	--	--	--	--	--	--	--	--	--	--	--
at UNC Asheville	--	--	--	--	--	--	--	--	--	--	--	--	--	--	--	--	--
DAVIS & ELKINS	--	--	--	--	--	--	--	--	--	--	--	--	--	--	--	--	--
OHIO	--	--	--	--	--	--	--	--	--	--	--	--	--	--	--	--	--
vs. Florida A&M	--	--	--	--	--	--	--	--	--	--	--	--	--	--	--	--	--
vs. MVSU	--	--	--	--	--	--	--	--	--	--	--	--	--	--	--	--	--
at Marshall	--	--	--	--	--	--	--	--	--	--	--	--	--	--	--	--	--
MISSOURI STATE	--	--	--	--	--	--	--	--	--	--	--	--	--	--	--	--	--
at Longwood	--	--	--	--	--	--	--	--	--	--	--	--	--	--	--	--	--
MURRAY STATE	--	--	--	--	--	--	--	--	--	--	--	--	--	--	--	--	--
at SIUE	--	--	--	--	--	--	--	--	--	--	--	--	--	--	--	--	--
at Eastern Illinois	--	--	--	--	--	--	--	--	--	--	--	--	--	--	--	--	--
at Morehead State	--	--	--	--	--	--	--	--	--	--	--	--	--	--	--	--	--
JACKSONVILLE STATE	--	--	--	--	--	--	--	--	--	--	--	--	--	--	--	--	--
at Belmont	--	--	--	--	--	--	--	--	--	--	--	--	--	--	--	--	--
at Tennessee State	--	--	--	--	--	--	--	--	--	--	--	--	--	--	--	--	--
SEMO	--	--	--	--	--	--	--	--	--	--	--	--	--	--	--	--	--
UT MARTIN	--	--	--	--	--	--	--	--	--	--	--	--	--	--	--	--	--
MOREHEAD STATE	--	--	--	--	--	--	--	--	--	--	--	--	--	--	--	--	--
at Jacksonville State	--	--	--	--	--	--	--	--	--	--	--	--	--	--	--	--	--
at Tennessee Tech	--	--	--	--	--	--	--	--	--	--	--	--	--	--	--	--	--
at Austin Peay	--	--	--	--	--	--	--	--	--	--	--	--	--	--	--	--	--
BELMONT	--	--	--	--	--	--	--	--	--	--	--	--	--	--	--	--	--
TENNESSEE TECH	--	--	--	--	--	--	--	--	--	--	--	--	--	--	--	--	--
TENNESSEE STATE	--	--	--	--	--	--	--	--	--	--	--	--	--	--	--	--	--
vs. Eastern Illinois	--	--	--	--	--	--	--	--	--	--	--	--	--	--	--	--	--
vs. Tennessee State	--	--	--	--	--	--	--	--	--	--	--	--	--	--	--	--	--
vs. UT Martin	--	--	--	--	--	--	--	--	--	--	--	--	--	--	--	--	--

Alexus Cooper Career Stats

Year	GP-GS	Min/Avg	FG-FGA	Pct	3FG-3FGA	Pct	FT-FTA	Pct	OR-DR	Reb/Avg	PF-FO	Ast	TO	Blk	Stl	Pts/Avg
2012-13	17-0	144/8.5	17-40	.425	5-16	.313	0-0	.000	6-8	14/0.8	11-0	4	9	2	5	39/2.3
TOTAL	17-0	144/8.5	17-40	.425	5-16	.313	0-0	.000	6-8	14/0.8	11-0	4	9	2	5	39/2.3



5 MICHAELA HUNTER
Guard • 5-10 • Sophomore
Mt. Vernon, Ky. • Rockcastle County HS

The Hunter File
Born: September 14, 1995
Parents: Steven and Kim Hunter
Major: Sports Management

Season and Career Highs

Season	Career
Min	33, two times
FG	6, three times
FGA	16, vs. Austin Peay, 02/22/14
3FG	2, two times
3FGA	4, five times
FT	8, vs. Austin Peay, 02/22/14
FTA	8, three times
OReb	4, two times
DReb	8, two times
Reb	10, vs. Murray State, 12/30/13
Asst	7, vs. Eastern Illinois, 03/05/14
Blocks	4, vs. Southeast Missouri, 02/01/14
Steals	4, vs. Longwood, 12/18/13
Points	20, vs. Austin Peay, 02/22/14

Game-by-Game Statistics (2013-14)

Opponent	GS	Min	FG-A	Pct.	3FG-A	Pct.	FT-A	Pct.	Off	Def	Tot	PF	A	TO	Blk	S	Pts
at Miami	11	1-2	.500	0-0	.000	0-0	.000	0	1	1	4	1	1	0	0	2	
at Kent State	9	0-2	.000	0-1	.000	0-0	.000	0	2	2	0	1	0	1	0	0	
ALABAMA A&M	12	0-3	.000	0-1	.000	2-2	1.000	2	0	2	3	3	2	0	2	2	
at UNC Asheville	10	1-3	.333	0-1	.000	1-4	.250	2	3	5	2	0	1	0	2	3	
DAVIS & ELKINS	12	1-3	.333	0-1	.000	0-0	.000	2	4	6	2	5	3	1	0	2	
OHIO	12	1-2	.500	1-1	1.000	6-6	1.000	0	2	2	4	2	2	0	1	9	
vs. Florida A&M	* 27	0-4	.000	0-0	.000	0-0	.000	2	3	5	0	6	5	0	3	0	
vs. MVSU	* 33	4-13	.308	1-4	.250	0-0	.000	2	3	5	0	3	2	0	1	9	
at Marshall	20	2-3	.667	1-2	.500	0-0	.000	0	2	2	4	0	1	0	1	5	
MISSOURI STATE	23	3-9	.333	0-2	.000	1-2	.500	4	4	8	4	0	2	0	2	7	
at Longwood	20	3-7	.429	0-1	.000	5-8	.625	1	2	3	3	3	0	0	4	11	
MURRAY STATE	27	6-7	.857	1-1	1.000	0-3	.000	2	8	10	4	3	1	0	0	13	
at SIUE	20	2-6	.333	0-1	.000	1-4	.250	2	4	6	2	1	3	0	2	5	
at Eastern Illinois	19	3-5	.600	1-2	.500	0-0	.000	2	4	6	5	3	1	0	3	7	
at Morehead State	13	4-6	.667	0-0	.000	0-0	.000	0	3	3	3	2	0	0	0	8	
JACKSONVILLE STATE	23	1-4	.250	0-1	.000	1-2	.500	3	4	7	4	0	0	1	0	3	
at Belmont	18	2-3	.667	1-1	1.000	0-0	.000	1	3	4	3	2	4	0	0	5	
at Tennessee State	20	4-6	.667	1-1	1.000	2-3	.667	4	5	9	4	2	1	0	1	11	
SEMO	27	4-7	.571	0-1	.000	2-2	1.000	0	4	4	1	6	2	4	1	10	
UT MARTIN	7	0-2	.000	0-0	.000	0-2	.000	0	0	0	4	0	0	0	2	0	
MOREHEAD STATE	33	4-8	.500	2-4	.500	1-6	.167	0	8	8	3	1	2	0	3	11	
at Jacksonville State	19	5-9	.556	1-4	.250	1-2	.500	0	4	4	5	1	1	0	0	12	
at Tennessee Tech	17	3-4	.750	0-0	.000	4-4	1.000	0	4	4	3	1	1	0	2	10	
at Austin Peay	* 31	6-16	.375	0-1	.000	8-8	1.000	2	6	8	3	1	1	1	3	20	
BELMONT	27	3-6	.500	1-1	1.000	2-2	1.000	1	4	5	5	0	2	0	1	9	
TENNESSEE TECH	16	3-8	.375	1-2	.500	3-4	.750	1	3	4	4	2	1	0	1	10	
TENNESSEE STATE	20	6-11	.545	0-1	.000	5-8	.625	2	3	5	4	1	0	0	0	17	
vs. Eastern Illinois	27	7-15	.467	2-4	.500	1-1	1.000	0	5	5	3	7	0	1	0	17	
vs. Tennessee State	12	3-5	.600	0-0	.000	4-4	1.000	1	1	2	3	0	1	0	2	10	
vs. UT Martin	28	2-13	.154	0-4	.000	1-1	1.000	0	2	2	3	4	4	0	1	5	



10 SHAMEEKIA MURRAY
Guard • 5-10 • Junior
Claxton, Ga. • South Georgia Technical College

The Murray File
Born: September 26, 1992
Parents: Lawanda Murray
Major: Sports Management



20 SHELLY HARPER
F/C • 6-1 • Junior
Cincinnati, Ohio • Colerain HS

The Harper File
Born: March 15, 1994
Parents: Cathy and Anthony Harper
Major: Undeclared

Season and Career Highs

Season	Career
Min	
FG	
FGA	
3FG	
3FGA	
FT	
FTA	
OReb	
DReb	
Reb	
Asst	
Blocks	
Steals	
Points	

Season and Career Highs

Season	Min	Career
40, vs. Morehead State, 02/08/14	7, vs. Florida A&M, 11/29/13	40, vs. Morehead State, 02/08/14
7, vs. Florida A&M, 11/29/13	7, vs. Florida A&M, 11/29/13	7, vs. Florida A&M, 11/29/13
13, vs. Jacksonville State, 02/15/14	13, vs. Jacksonville State, 02/15/14	13, vs. Jacksonville State, 02/15/14
1, vs. Florida A&M, 11/29/13	1, vs. Florida A&M, 11/29/13	1, vs. Florida A&M, 11/29/13
1, vs. Florida A&M, 11/29/13	1, vs. Florida A&M, 11/29/13	1, vs. Florida A&M, 11/29/13
17, vs. Missouri State, 12/05/13	17, vs. Missouri State, 12/05/13	17, vs. Missouri State, 12/05/13
21, vs. Missouri State, 12/05/13	21, vs. Missouri State, 12/05/13	21, vs. Missouri State, 12/05/13
7, vs. Morehead State, 02/08/14	7, vs. Morehead State, 02/08/14	7, vs. Morehead State, 02/08/14
7, three times	7, three times	7, three times
11, vs. Missouri State, 12/05/13	11, vs. Missouri State, 12/05/13	11, vs. Missouri State, 12/05/13
4, vs. Morehead State, 01/11/14	4, vs. Morehead State, 01/11/14	4, vs. Morehead State, 01/11/14
1, seven times	1, eight times	1, eight times
3, vs. Tennessee Tech, 02/17/14	3, vs. Tennessee Tech, 02/17/14	3, vs. Tennessee Tech, 02/17/14
23, vs. Jacksonville State, 02/15/14	23, vs. Jacksonville State, 02/15/14	23, vs. Jacksonville State, 02/15/14

Game-by-Game Statistics (2013-14)


Opponent	GS	Min	FG-A	Pct.	3FG-A	Pct.	FT-A	Pct.	Off	Def	Tot	PF	A	TO	Blk	S	Pts
at Miami	--	--	--	--	--	--	--	--	--	--	--	--	--	--	--	--	--
at Kent State	--	--	--	--	--	--	--	--	--	--	--	--	--	--	--	--	--
ALABAMA A&M	--	--	--	--	--	--	--	--	--	--	--	--	--	--	--	--	--
at UNC Asheville	--	--	--	--	--	--	--	--	--	--	--	--	--	--	--	--	--
DAVIS & ELKINS	--	--	--	--	--	--	--	--	--	--	--	--	--	--	--	--	--
OHIO	--	--	--	--	--	--	--	--	--	--	--	--	--	--	--	--	--
vs. Florida A&M	--	--	--	--	--	--	--	--	--	--	--	--	--	--	--	--	--
vs. MVSU	--	--	--	--	--	--	--	--	--	--	--	--	--	--	--	--	--
at Marshall	--	--	--	--	--	--	--	--	--	--	--	--	--	--	--	--	--
MISSOURI STATE	--	--	--	--	--	--	--	--	--	--	--	--	--	--	--	--	--
at Longwood	--	--	--	--	--	--	--	--	--	--	--	--	--	--	--	--	--
MURRAY STATE	--	--	--	--	--	--	--	--	--	--	--	--	--	--	--	--	--
at SIUE	--	--	--	--	--	--	--	--	--	--	--	--	--	--	--	--	--
at Eastern Illinois	--	--	--	--	--	--	--	--	--	--	--	--	--	--	--	--	--
at Morehead State	--	--	--	--	--	--	--	--	--	--	--	--	--	--	--	--	--
JACKSONVILLE STATE	--	--	--	--	--	--	--	--	--	--	--	--	--	--	--	--	--
at Belmont	--	--	--	--	--	--	--	--	--	--	--	--	--	--	--	--	--
at Tennessee State	--	--	--	--	--	--	--	--	--	--	--	--	--	--	--	--	--
SEMO	--	--	--	--	--	--	--	--	--	--	--	--	--	--	--	--	--
UT MARTIN	--	--	--	--	--	--	--	--	--	--	--	--	--	--	--	--	--
MOREHEAD STATE	--	--	--	--	--	--	--	--	--	--	--	--	--	--	--	--	--
at Jacksonville State	--	--	--	--	--	--	--	--	--	--	--	--	--	--	--	--	--
at Tennessee Tech	--	--	--	--	--	--	--	--	--	--	--	--	--	--	--	--	--
at Austin Peay	--	--	--	--	--	--	--	--	--	--	--	--	--	--	--	--	--
BELMONT	--	--	--	--	--	--	--	--	--	--	--	--	--	--	--	--	--
TENNESSEE TECH	--	--	--	--	--	--	--	--	--	--	--	--	--	--	--	--	--
TENNESSEE STATE	--	--	--	--	--	--	--	--	--	--	--	--	--	--	--	--	--
vs. Eastern Illinois	--	--	--	--	--	--	--	--	--	--	--	--	--	--	--	--	--
vs. Tennessee State	--	--	--	--	--	--	--	--	--	--	--	--	--	--	--	--	--
vs. UT Martin	--	--	--	--	--	--	--	--	--	--	--	--	--	--	--	--	--

Game-by-Game Statistics (2013-14)

Opponent	GS	Min	FG-A	Pct.	3FG-A	Pct.	FT-A	Pct.	Off	Def	Tot	PF	A	TO	Blk	S	Pts
at Miami	*	35	2-4	.500	0-0	.000	0-3	.000	3	6	9	2	0	1	0	1	4
at Kent State	*	36	3-9	.333	0-0	.000	8-10	.800	3	6	9	3	0	3	0	0	14
ALABAMA A&M	*	25	3-5	.600	0-0	.000	2-4	.500	1	5	6	3	0	3	1	0	8
at UNC Asheville	*	29	5-6	.833	0-0	.000	2-2	1.000	2	3	5	2	1	3	0	1	12
DAVIS & ELKINS	*	22	3-8	.375	0-0	.000	6-8	.750	3	7	10	1	3	3	0	0	12
OHIO	*	31	5-8	.625	0-0	.000	3-4	.750	1	4	5	3	0	4	0	0	13
vs. Florida A&M	*	26	7-12	.583	1-1	1.000	1-2	.500	2	3	5	4	0	0	0	1	16
vs. MVSU	*	21	1-4	.250	0-2	.000	2-2	1.000	2	2	4	2	0	3	1	0	4
at Marshall	*	23	5-6	.833	0-0	.000	0-0	.000	1	7	8	4	1	0	0	1	10
MISSOURI STATE	*	34	1-4	.250	0-0	.000	17-21	.810	4	7	11	2	0	4	1	1	19
at Longwood	*	11	1-3	.333	0-0	.000	0-0	.000	0	2	2	4	1	0	0	1	2
MURRAY STATE	*	23	3-7	.429	0-1	.000	9-10	.900	1	5	6	4	0	4	0	0	15
at SIUE	*	24	4-7	.571	0-0	.000	1-2	.500	1	1	2	3	0	1	0	2	9
at Eastern Illinois	*	34	4-9	.444	0-0	.000	8-11	.727	2	4	6	4	0	1	0	2	16
at Morehead State	*	33	6-11	.545	0-0	.000	2-3	.667	3	5	8	3	4	2	0	0	14
JACKSONVILLE STATE	*	31	3-7	.429	0-0	.000	4-9	.444	3	3	6	3	1	3	1	2	10
at Belmont	*	30	4-4	1.000	0-0	.000	4-4	1.000	2	6	8	1	1	5	1	1	12
at Tennessee State	*	23	4-9	.444	0-0	.000	2-2	1.000	4	4	8	3	2	1	1	0	10
SEMO	*	29	3-10	.300	0-2	.000	0-0	.000	1	4	5	2	0	2	0	0	6
UT MARTIN	*	24	1-3	.333	0-0	.000	4-4	1.000	4	5	9	3	2	4	0	0	6
MOREHEAD STATE	*	40	2-11	.182	0-0	.000	5-6	.833	7	3	10	1	0	1	1	2	9
at Jacksonville State	*	30	6-13	.462	0-0	.000	11-13	.846	3	5	8	3	1	2	0	0	23
at Tennessee Tech	*	36	1-5	.200	0-0	.000	3-6	.500	2	2	4	2	1	2	0	3	5
at Austin Peay	*	23	3-7	.429	0-0	.000	2-2	1.000	0	2	2	4	0	2	0	2	8
BELMONT	*	29	6-6	1.000	0-0	.000	2-2	1.000	0	1	1	2	1	1	0	0	14
TENNESSEE TECH	*	30	5-11	.455	0-0	.000	2-2	1.000	5	3	8	5	1	2	0	0	12
TENNESSEE STATE	*	30	2-6	.333	0-0	.000	0-0	.000	1	4	5	1	0	5	0	0	4
vs. Eastern Illinois	*	22	3-8	.375	0-0	.000	4-4	1.000	1	3	4	3	1	1	0	0	10
vs. Tennessee State	*	27	4-7	.571	0-0	.000	6-6	1.000	1	5	6	4	0	1	0	1	14
vs. UT Martin	*	19	1-4	.250	0-0	.000	0-0	.000	2	4	6	1	1	3	0	1	2

Shelly Harper Career Stats

Year	GP-GS	Min/Avg	FG-FGA	Pct	3FG-3FGA	Pct	FT-FTA	Pct	OR-DR	Reb/Avg	PF-FO	Ast	TO	Blk	Stl	Pts/Avg
2012-13	23-0	220/9.6	14-44	.318	0-1	.000	18-26	.692	19-21	40/1.7	41-1	8	31	1	6	46/2.0
2013-14	30-30	830/27.7	101-214	.472	1-6	.167	110-142	.775	65-121	186/6.2	82-1	22	67	7	21	313/10.4
TOTAL	53-30	1050/19.8	115-258	.446	1-7	.143	128-168	.762	84-142	226/4.3	123-2	30	98	8	27	359/6.8




21 **JASMINE HENSHAW**
G/F • 6-0 • Junior
Titusville, Fla. • Titusville HS

The Henshaw File

Born: June 7, 1994
Parents: Shawnett Henshaw and Verneal Henshaw, Sr.
Major: Criminal Justice

Season and Career Highs

Season	Min	EKU Career
32, vs. Longwood, 12/18/13	32, vs. Longwood, 12/18/13	
5, two times	5, two times	
9, vs. Longwood, 12/18/13	9, vs. Longwood, 12/18/13	
1, vs. Murray State, 12/30/13	1, vs. Murray State, 12/30/13	
	1, three times	
3, vs. Eastern Illinois, 03/05/14	3, vs. Eastern Illinois, 03/05/14	
4, vs. Morehead State, 01/11/14	4, vs. Morehead State, 01/11/14	
3, four times	3, four times	
5, two times	5, two times	
7, three times	7, three times	
2, vs. Davis & Elkins, 11/18/13	2, vs. Davis & Elkins, 11/18/13	
2, vs. Tennessee State, 01/27/14	2, vs. Tennessee State, 01/27/14	
2, vs. Davis & Elkins, 11/18/14	2, vs. Davis & Elkins, 11/18/14	
10, three times	10, three times	



22 **AMADI BROOKS**
G/F • 6-0 • Sophomore
Douglasville, Ga. • Douglas County HS

The Brooks File

Born: May 23, 1995
Parents: Kent and Diana Brooks
Major: Undeclared

Season and Career Highs

Season	Min	Career
16, vs. UT Martin, 03/07/14	16, vs. UT Martin, 03/07/14	
2, three times	2, three times	
5, three times	5, three times	
1, vs. UT Martin, 03/07/14	1, vs. UT Martin, 03/07/14	
2, vs. UT Martin, 03/07/14	2, vs. UT Martin, 03/07/14	
3, vs. UNC Asheville, 11/16/13	3, vs. UNC Asheville, 11/16/13	
4, vs. UNC Asheville, 11/16/13	4, vs. UNC Asheville, 11/16/13	
2, vs. Davis & Elkins, 11/18/13	2, vs. Davis & Elkins, 11/18/13	
2, vs. Alabama A&M, 11/14/13	2, vs. Alabama A&M, 11/14/13	
3, two times	3, two times	
3, vs. Alabama A&M, 11/14/13	3, vs. Alabama A&M, 11/14/13	
1, three times	1, three times	
1, two times	1, two times	
7, vs. UT Martin, 03/07/14	7, vs. UT Martin, 03/07/14	

Game-by-Game Statistics (2013-14)

Opponent	GS	Min	FG-A	Pct.	3FG-A	Pct.	FT-A	Pct.	Off	Def	Tot	PF	A	TO	Blk	S	Pts
at Miami	--	--	--	--	--	--	--	--	--	--	--	--	--	--	--	--	--
at Kent State	--	--	--	--	--	--	--	--	--	--	--	--	--	--	--	--	--
ALABAMA A&M	4	0-2	.000	0-0	.000	1-2	.500	1	0	1	2	0	0	0	0	1	--
at UNC Asheville	4	0-1	.000	0-0	.000	0-1	.000	0	0	0	1	0	1	0	0	0	0
DAVIS & ELKINS	15	2-3	.667	0-0	.000	2-2	1.000	1	4	5	2	2	1	1	2	6	6
OHIO	13	0-2	.000	0-0	.000	0-0	.000	1	4	5	0	1	2	1	0	0	0
vs. Florida A&M	10	0-1	.000	0-0	.000	0-0	.000	0	1	1	3	1	3	0	0	0	0
vs. MVSU	19	0-4	.000	0-0	.000	0-0	.000	0	2	2	0	0	1	0	0	0	0
at Marshall	19	0-3	.000	0-0	.000	0-0	.000	3	4	7	3	0	0	1	0	0	0
MISSOURI STATE	11	0-3	.000	0-0	.000	0-0	.000	3	1	4	2	1	2	1	0	0	0
at Longwood	32	5-9	.556	0-0	.000	0-3	.000	2	3	5	2	0	2	0	1	10	10
MURRAY STATE	12	1-4	.250	0-1	.000	0-0	.000	1	2	3	3	0	0	0	0	2	2
at SIUE	6	1-2	.500	0-0	.000	0-1	.000	0	0	0	3	0	0	0	0	2	2
at Eastern Illinois	6	0-2	.000	0-0	.000	0-0	.000	2	0	2	2	0	1	1	0	0	0
at Morehead State	14	2-3	.667	0-0	.000	1-4	.250	1	2	3	2	0	3	0	1	5	5
JACKSONVILLE STATE	10	0-3	.000	0-0	.000	0-0	.000	1	1	2	2	0	1	0	0	0	0
at Belmont	10	1-1	1.000	0-0	.000	0-0	.000	0	3	3	2	1	0	1	0	2	2
at Tennessee State	13	0-4	.000	0-0	.000	0-0	.000	2	1	3	2	0	1	2	0	0	0
SEMO	5	0-2	.000	0-0	.000	0-0	.000	0	0	0	2	0	0	0	0	0	0
UT MARTIN	19	5-7	.714	0-0	.000	0-2	.000	3	4	7	3	0	2	0	0	10	10
MOREHEAD STATE	10	0-0	.000	0-0	.000	0-0	.000	0	2	2	2	0	2	0	0	0	0
at Jacksonville State	17	1-1	1.000	0-0	.000	0-0	.000	1	4	5	2	0	2	0	0	2	2
at Tennessee Tech	12	1-2	.500	0-0	.000	1-2	.500	0	5	5	4	0	3	1	0	3	3
at Austin Peay	16	1-3	.333	0-0	.000	0-0	.000	2	1	3	2	0	1	0	1	2	2
BELMONT	9	3-4	.750	0-0	.000	0-0	.000	1	1	2	2	1	2	0	0	6	6
TENNESSEE TECH	11	0-1	.000	0-0	.000	0-0	.000	0	1	1	1	0	0	0	1	0	0
TENNESSEE STATE	16	1-5	.200	0-0	.000	0-0	.000	2	4	6	0	0	1	0	1	2	2
vs. Eastern Illinois	18	2-4	.500	0-0	.000	3-3	1.000	2	5	7	1	0	1	1	0	7	7
vs. Tennessee State	9	0-3	.000	0-0	.000	1-2	.500	3	3	6	2	1	1	0	0	1	1
vs. UT Martin	14	4-6	.667	0-0	.000	2-2	1.000	1	0	1	2	1	1	1	0	10	10

Game-by-Game Statistics (2013-14)

Opponent	GS	Min	FG-A	Pct.	3FG-A	Pct.	FT-A	Pct.	Off	Def	Tot	PF	A	TO	Blk	S	Pts
at Miami	6	0-1	.000	0-0	.000	0-0	.000	0	0	0	1	0	2	0	0	0	0
at Kent State	--	--	--	--	--	--	--	--	--	--	--	--	--	--	--	--	--
ALABAMA A&M	14	2-3	.667	0-0	.000	0-0	.000	1	2	3	2	3	0	1	0	4	4
at UNC Asheville	10	0-1	.000	0-0	.000	3-4	.750	1	1	2	2	1	1	1	0	3	3
DAVIS & ELKINS	10	1-5	.200	0-1	.000	0-0	.000	2	1	3	2	0	3	0	1	2	2
OHIO	2	0-1	.000	0-0	.000	0-0	.000	0	0	0	0	0	0	0	0	0	0
vs. Florida A&M	--	--	--	--	--	--	--	--	--	--	--	--	--	--	--	--	--
vs. MVSU	--	--	--	--	--	--	--	--	--	--	--	--	--	--	--	--	--
at Marshall	5	0-1	.000	0-0	.000	0-0	.000	0	0	0	1	0	0	0	0	0	0
MISSOURI STATE	7	0-0	.000	0-0	.000	0-0	.000	0	1	1	1	0	0	1	0	0	0
at Longwood	3	1-1	1.000	0-0	.000	0-0	.000	0	0	0	1	0	0	0	0	2	2
MURRAY STATE	5	0-1	.000	0-1	.000	1-2	.500	0	1	1	0	0	0	0	0	1	1
at SIUE	5	0-0	.000	0-0	.000	0-0	.000	0	1	1	0	0	0	0	0	0	0
at Eastern Illinois	6	0-2	.000	0-0	.000	0-0	.000	0	0	0	0	0	0	0	0	0	0
at Morehead State	7	0-0	.000	0-0	.000	0-2	.000	0	0	0	0	0	0	0	0	0	0
JACKSONVILLE STATE	2	0-0	.000	0-0	.000	0-0	.000	0	0	0	0	0	0	0	0	0	0
at Belmont	--	--	--	--	--	--	--	--	--	--	--	--	--	--	--	--	--
at Tennessee State	--	--	--	--	--	--	--	--	--	--	--	--	--	--	--	--	--
SEMO	--	--	--	--	--	--	--	--	--	--	--	--	--	--	--	--	--
UT MARTIN	--	--	--	--	--	--	--	--	--	--	--	--	--	--	--	--	--
MOREHEAD STATE	--	--	--	--	--	--	--	--	--	--	--	--	--	--	--	--	--
at Jacksonville State	--	--	--	--	--	--	--	--	--	--	--	--	--	--	--	--	--
at Tennessee Tech	--	--	--	--	--	--	--	--	--	--	--	--	--	--	--	--	--
at Austin Peay	--	--	--	--	--	--	--	--	--	--	--	--	--	--	--	--	--
BELMONT	--	--	--	--	--	--	--	--	--	--	--	--	--	--	--	--	--
TENNESSEE TECH	--	--	--	--	--	--	--	--	--	--	--	--	--	--	--	--	--
TENNESSEE STATE	--	--	--	--	--	--	--	--	--	--	--	--	--	--	--	--	--
vs. Eastern Illinois	2	0-1	.000	0-0	.000	0-0	.000	0	0	0	0	0	0	0	0	0	0
vs. Tennessee State	9	2-5	.400	0-0	.000	2-2	1.000	1	0	1	0	0	0	0	0	6	6
vs. UT Martin	16	2-5	.400	1-2	.500	2-2	1.000	1	0	1	0	0	2	0	1	7	7

Jasmine Henshaw Career Stats

Year	GP-GS	Min/Avg	FG-FGA	Pct	3FG-3FGA	Pct	FT-FTA	Pct	OR-DR	Reb/Avg	PF-FO	Ast	TO	Blk	Stl	Pts/Avg
2012-13	18-0	85/4.7	4-21	.190	0-3	.000	8-12	.667	7-12	19/1.1	13-0	2	8	2	3	16/0.9
2013-14	28-0	354/12.6	30-85	.353	0-1	.000	11-24	.458	33-58	91/3.3	54-0	9	34	11	7	71/2.5
TOTAL	46-0	439/9.5	34-106	.321	0-4	.000	19-36	.528	40-70	110/2.4	67-0	11	42	13	10	87/1.9



23

KATIE PIPPEN

Guard • 5-9 • Sophomore

Lexington, Ky. • Bates Creek HS

The Pippen File

Born: April 13, 1995
Parents: Brian and Mary Pippen
Major: Undeclared

Season and Career Highs

Season	Min	Career
8, vs. UT Martin, 03/07/14	Min	8, vs. UT Martin, 03/07/14
1, vs. Davis & Elkins, 11/18/13	FG	1, vs. Davis & Elkins, 11/18/13
3, two times	FGA	3, two times
	3FG	
1, three times	3FGA	1, three times
2, vs. Belmont, 01/25/14	FT	2, vs. Belmont, 01/25/14
2, vs. Belmont, 01/25/14	FTA	2, vs. Belmont, 01/25/14
1, vs. Davis & Elkins, 11/18/13	OReb	1, vs. Davis & Elkins, 11/18/13
1, vs. Eastern Illinois, 03/05/14	DReb	1, vs. Eastern Illinois, 03/05/14
1, two times	Reb	1, two times
2, vs. Davis & Elkins, 11/18/13	Asst	2, vs. Davis & Elkins, 11/18/13
	Blocks	
1, two times	Steals	1, two times
2, two times	Points	2, two times



24

MIRANDA MAPLES

F/C • 6-1 • Junior

Maryville, Tenn. • Maryville HS

The Maples File

Born: Nov. 25, 1993
Parents: Kendra Maples
Major: Undeclared

Season and Career Highs

Season	Min	Career
31, two times	Min	31, two times
8, vs. Southeast Missouri, 02/01/14	FG	8, vs. Southeast Missouri, 02/01/14
14, vs. Tennessee Tech, 02/27/14	FGA	14, vs. Tennessee Tech, 02/27/14
3, two times	3FG	3, two times
5, two times	3FGA	5, two times
4, vs. Florida A&M, 11/29/14	FT	4, two times
4, five times	FTA	6, vs. Tennessee Tech, 02/28/13
5, vs. Eastern Illinois, 01/07/14	OReb	5, two times
9, vs. Ohio, 11/23/13	DReb	9, vs. Ohio, 11/23/13
13, vs. Ohio, 11/23/13	Reb	13, vs. Ohio, 11/23/13
2, five times	Asst	2, six times
2, five times	Blocks	2, six times
5, vs. Morehead State, 01/11/14	Steals	5, two times
20, vs. Southeast Missouri, 02/01/14	Points	20, vs. Southeast Missouri, 02/01/14

Game-by-Game Statistics (2013-14)

Opponent	GS	Min	FG-A	Pct.	3FG-A	Pct.	FT-A	Pct.	Off	Def	Tot	PF	A	TO	Blk	S	Pts
at Miami	3	0-2	.000	0-1	.000	0-0	.000	0	0	0	0	0	1	0	0	0	0
at Kent State	--	--	--	--	--	--	--	--	--	--	--	--	--	--	--	--	--
ALABAMA A&M	5	0-1	.000	0-0	.000	0-0	.000	0	0	0	3	1	1	0	0	0	0
at UNC Asheville	--	--	--	--	--	--	--	--	--	--	--	--	--	--	--	--	--
DAVIS & ELKINS	6	1-3	.333	0-0	.000	0-0	.000	1	0	1	0	2	0	0	0	0	2
OHIO	--	--	--	--	--	--	--	--	--	--	--	--	--	--	--	--	--
vs. Florida A&M	--	--	--	--	--	--	--	--	--	--	--	--	--	--	--	--	--
vs. MVSU	--	--	--	--	--	--	--	--	--	--	--	--	--	--	--	--	--
at Marshall	--	--	--	--	--	--	--	--	--	--	--	--	--	--	--	--	--
MISSOURI STATE	--	--	--	--	--	--	--	--	--	--	--	--	--	--	--	--	--
at Longwood	--	--	--	--	--	--	--	--	--	--	--	--	--	--	--	--	--
MURRAY STATE	--	--	--	--	--	--	--	--	--	--	--	--	--	--	--	--	--
at SIUE	--	--	--	--	--	--	--	--	--	--	--	--	--	--	--	--	--
at Eastern Illinois	1	0-0	.000	0-0	.000	0-0	.000	0	0	0	1	0	0	0	0	0	0
at Morehead State	--	--	--	--	--	--	--	--	--	--	--	--	--	--	--	--	--
JACKSONVILLE STATE	--	--	--	--	--	--	--	--	--	--	--	--	--	--	--	--	--
at Belmont	2	0-1	.000	0-0	.000	2-2	1.000	0	0	0	0	0	0	0	0	0	2
at Tennessee State	1	0-0	.000	0-0	.000	0-0	.000	0	0	0	1	0	0	0	0	0	0
SEMO	2	0-0	.000	0-0	.000	0-0	.000	0	0	0	0	0	0	0	0	0	0
UT MARTIN	1	0-0	.000	0-0	.000	0-0	.000	0	0	0	0	0	0	0	0	0	0
MOREHEAD STATE	--	--	--	--	--	--	--	--	--	--	--	--	--	--	--	--	--
at Jacksonville State	3	0-2	.000	0-1	.000	0-0	.000	0	0	0	1	0	0	0	0	0	0
at Tennessee Tech	--	--	--	--	--	--	--	--	--	--	--	--	--	--	--	--	--
at Austin Peay	--	--	--	--	--	--	--	--	--	--	--	--	--	--	--	--	--
BELMONT	--	--	--	--	--	--	--	--	--	--	--	--	--	--	--	--	--
TENNESSEE TECH	--	--	--	--	--	--	--	--	--	--	--	--	--	--	--	--	--
TENNESSEE STATE	--	--	--	--	--	--	--	--	--	--	--	--	--	--	--	--	--
vs. Eastern Illinois	2	0-0	.000	0-0	.000	0-0	.000	0	1	1	0	0	1	0	1	0	0
vs. Tennessee State	--	--	--	--	--	--	--	--	--	--	--	--	--	--	--	--	--
vs. UT Martin	8	0-3	.000	0-1	.000	0-0	.000	0	0	0	0	0	0	0	1	0	0

Game-by-Game Statistics (2013-14)

Opponent	GS	Min	FG-A	Pct.	3FG-A	Pct.	FT-A	Pct.	Off	Def	Tot	PF	A	TO	Blk	S	Pts
at Miami	* 19	0-3	.000	0-1	.000	3-4	.750	1	3	4	5	0	1	2	0	3	
at Kent State	* 23	2-6	.333	0-1	.000	2-2	1.000	2	2	4	5	0	0	2	1	6	
ALABAMA A&M	* 27	6-10	.600	0-0	.000	0-0	.000	0	8	8	3	1	2	1	3	12	
at UNC Asheville	* 23	5-9	.556	0-0	.000	2-2	1.000	3	3	6	4	1	2	1	2	12	
DAVIS & ELKINS	* 14	3-3	1.000	0-0	.000	0-1	.000	2	5	7	4	1	3	0	3	6	
OHIO	* 28	2-6	.333	0-0	.000	1-2	.500	4	9	13	4	0	2	0	1	5	
vs. Florida A&M	* 22	2-5	.400	0-1	.000	4-4	1.000	4	6	10	3	2	0	2	0	8	
vs. MVSU	* 15	2-5	.400	2-5	.400	0-0	.000	0	1	1	5	1	0	0	0	6	
at Marshall	16	2-4	.500	0-0	.000	0-1	.000	0	2	2	5	0	2	1	0	4	
MISSOURI STATE	* 22	2-4	.500	0-0	.000	0-1	.000	2	6	8	3	0	1	0	0	4	
at Longwood	* 18	1-5	.200	0-0	.000	0-0	.000	1	3	4	3	0	0	0	0	2	
MURRAY STATE	* 22	2-5	.400	1-2	.500	0-0	.000	1	7	8	2	2	1	0	0	5	
at SIUE	* 19	1-2	.500	0-0	.000	0-0	.000	2	3	5	2	1	0	1	0	2	
at Eastern Illinois	* 18	2-8	.250	0-1	.000	2-3	.667	5	1	6	5	0	1	1	0	6	
at Morehead State	* 31	4-5	.800	0-0	.000	1-2	.500	1	7	8	3	2	1	2	5	9	
JACKSONVILLE STATE	* 30	1-6	.167	1-2	.500	2-2	1.000	3	4	7	3	0	2	0	1	5	
at Belmont	* 23	3-5	.600	1-2	.500	0-0	.000	1	5	6	4	0	1	1	0	7	
at Tennessee State	* 30	5-6	.833	0-0	.000	2-4	.500	1	2	3	5	0	2	0	1	12	
SEMO	* 28	8-12	.667	3-4	.750	1-2	.500	2	8	10	3	0	2	1	1	20	
UT MARTIN	* 29	2-5	.400	0-3	.000	0-0	.000	0	3	3	3	1	2	2	0	4	
MOREHEAD STATE	* 26	6-10	.600	2-4	.500	0-0	.000	0	2	2	4	0	1	1	1	14	
at Jacksonville State	* 16	1-4	.250	0-2	.000	1-1	1.000	1	2	3	4	0	4	1	0	3	
at Tennessee Tech	* 24	5-9	.556	0-1	.000	1-1	1.000	1	3	4	3	2	0	0	0	11	
at Austin Peay	* 25	1-5	.200	0-4	.000	3-4	.750	1	6	7	2	0	3	1	3	5	
BELMONT	* 31	6-10	.600	1-2	.500	3-4	.750	2	7	9	3	1	0	1	1	16	
TENNESSEE TECH	* 28	7-14	.500	3-5	.600	2-3	.667	3	3	6	3	2	0	0	0	19	
TENNESSEE STATE	* 19	0-3	.000	0-2	.000	0-2	.000	3	1	4	5	1	1	1	0	0	
vs. Eastern Illinois	* 11	0-4	.000	0-1	.000	0-0	.000	2	2	4	2	0	0	0	1	0	
vs. Tennessee State	* 27	3-4	.750	1-1	1.000	2-3	.667	4	5	9	4	0	0	0	0	9	
vs. UT Martin	* 22	1-3	.333	0-0	.000	1-2	.500	2	4	6	1	1	1	0	0	3	

Miranda Maples Career Stats

Year	GP-GS	Min/Avg	FG-FGA	Pct	3FG-3FGA	Pct	FT-FTA	Pct	OR-DR	Reb/Avg	PF-FO	Ast	TO	Blk	Stl	Pts/Avg
2012-13	30-0	338/11.3	32-80	.400	3-11	.273	14-24	.583	32-47	79/2.6	54-1	10	36	9	16	81/2.7
2013-14	30-29	686/22.9	85-180	.472	15-44	.341	33-50	.660	54-123	177/5.9	105-7	19	37	22	24	218/7.3
TOTAL	60-29	1024/17.1	117-260	.450	18-55	.327	47-74	.635	86-170	256/4.3	159-8	29	73	31	40	299/5.0



44 **MEREDITH POLSON**
 Forward • 5-11 • Senior
 Mt. Washington, Ky. • Bullitt East High School

The Polson File
 Born: March 2, 1993
 Parents: Garry and Kathy Polson
 Major: Undecided

Season and Career Highs

Season	Min	Career
10, vs. Kent State, 11/10/13	FG	10, vs. Kent State, 11/10/13
	FGA	2, vs. Ky. Christian, 11/29/11
	3FG	2, vs. Ky. Christian, 11/29/11
	3FGA	None
	FT	None
2, vs. Belmont, 01/25/14	FT	2, two times
4, vs. Belmont, 01/25/14	FTA	4, vs. Belmont, 01/25/14
1, vs. Alabama A&M, 11/14/13	OReb	2, vs. Ky. Christian, 11/29/11
2, two times	DReb	2, two times
2, two times	Reb	2, three times
2, vs. Kent State, 11/10/13	Asst	2, vs. Kent State, 11/10/13
	Blocks	None
	Steals	1, three times
2, vs. Belmont, 01/25/14	Points	6, vs. Ky. Christian, 11/29/11

Game-by-Game Statistics (2013-14)

Opponent	GS	Min	FG-A	Pct.	3FG-A	Pct.	FT-A	Pct.	Off	Def	Tot	PF	A	TO	Blk	S	Pts
at Miami	4	0-0	.000	0-0	.000	0-0	.000	0	0	0	0	0	0	0	0	0	0
at Kent State	10	0-0	.000	0-0	.000	0-0	.000	0	2	2	0	2	0	0	0	0	0
ALABAMA A&M	5	0-0	.000	0-0	.000	0-0	.000	1	0	1	1	0	0	0	0	0	0
at UNC Asheville	--	--	--	--	--	--	--	--	--	--	--	--	--	--	--	--	--
DAVIS & ELKINS	2	0-0	.000	0-0	.000	0-0	.000	0	0	0	0	0	1	0	0	0	0
OHIO	--	--	--	--	--	--	--	--	--	--	--	--	--	--	--	--	--
vs. Florida A&M	--	--	--	--	--	--	--	--	--	--	--	--	--	--	--	--	--
vs. MVSU	5	0-0	.000	0-0	.000	0-0	.000	0	1	1	1	0	0	0	0	0	0
at Marshall	--	--	--	--	--	--	--	--	--	--	--	--	--	--	--	--	--
MISSOURI STATE	--	--	--	--	--	--	--	--	--	--	--	--	--	--	--	--	--
at Longwood	3	0-0	.000	0-0	.000	0-0	.000	0	0	0	0	0	0	0	0	0	0
MURRAY STATE	--	--	--	--	--	--	--	--	--	--	--	--	--	--	--	--	--
at SIUE	6	0-0	.000	0-0	.000	0-0	.000	0	2	2	0	0	0	0	0	0	0
at Eastern Illinois	1	0-0	.000	0-0	.000	0-0	.000	0	0	0	0	0	0	0	0	0	0
at Morehead State	--	--	--	--	--	--	--	--	--	--	--	--	--	--	--	--	--
JACKSONVILLE STATE	--	--	--	--	--	--	--	--	--	--	--	--	--	--	--	--	--
at Belmont	4	0-0	.000	0-0	.000	2-4	.500	1	0	1	0	0	0	0	0	0	2
at Tennessee State	2	0-0	.000	0-0	.000	0-0	.000	0	0	0	1	0	0	0	0	0	0
SEMO	1	0-0	.000	0-0	.000	0-0	.000	0	0	0	0	0	0	0	0	0	0
UT MARTIN	1	0-0	.000	0-0	.000	0-0	.000	0	0	0	0	0	0	0	0	0	0
MOREHEAD STATE	--	--	--	--	--	--	--	--	--	--	--	--	--	--	--	--	--
at Jacksonville State	--	--	--	--	--	--	--	--	--	--	--	--	--	--	--	--	--
at Tennessee Tech	--	--	--	--	--	--	--	--	--	--	--	--	--	--	--	--	--
at Austin Peay	--	--	--	--	--	--	--	--	--	--	--	--	--	--	--	--	--
BELMONT	--	--	--	--	--	--	--	--	--	--	--	--	--	--	--	--	--
TENNESSEE TECH	--	--	--	--	--	--	--	--	--	--	--	--	--	--	--	--	--
TENNESSEE STATE	--	--	--	--	--	--	--	--	--	--	--	--	--	--	--	--	--
vs. Eastern Illinois	2	0-0	.000	0-0	.000	0-0	.000	0	0	0	0	0	0	0	0	0	0
vs. Tennessee State	--	--	--	--	--	--	--	--	--	--	--	--	--	--	--	--	--
vs. UT Martin	--	--	--	--	--	--	--	--	--	--	--	--	--	--	--	--	--

Meredith Polson Career Stats

Year	GP-GS	Min/Avg	FG-FGA	Pct	3FG-3FGA	Pct	FT-FTA	Pct	OR-DR	Reb/Avg	PF-FO	Ast	TO	Blk	Stl	Pts/Avg
2011-12	7-0	17/2.4	2-3	.667	0-0	.000	2-2	1.000	2-1	3/0.4	1-0	0	1	0	2	6/0.9
2012-13	9-0	15/1.7	0-0	.000	0-0	.000	0-0	.000	1-0	1/0.1	1-0	0	3	0	1	0/0.0
2013-14	13-0	46/3.5	0-0	.000	0-0	.000	2-4	.500	2-5	7/0.5	3-0	2	1	0	0	2/0.2
TOTAL	29-0	78/2.7	2-3	.667	0-0	.000	4-6	.667	5-6	11/0.4	5-0	2	5	0	3	8/0.3



52 **NICOLE BOWERS**
 F/C • 6-2 • Sophomore
 Nashville, Tenn. • Hillsboro HS

The Bowers File
 Born: May 26, 1995
 Parents: Lisa and Ronald Bowers
 Major: Psychology

Season and Career Highs

Season	Min	Career
23, vs. Florida A&M, 11/29/13	FG	23, vs. Florida A&M, 11/29/13
4, three times	FGA	4, three times
8, vs. Florida A&M, 11/29/13	3FG	8, vs. Florida A&M, 11/29/13
	3FGA	None
	FT	None
1, vs. Florida A&M, 11/29/13	FT	1, vs. Florida A&M, 11/29/13
5, vs. Davis & Elkins, 11/18/13	FTA	5, vs. Davis & Elkins, 11/18/13
6, vs. Davis & Elkins, 11/18/13	OReb	6, vs. Davis & Elkins, 11/18/13
4, two times	DReb	4, two times
6, two times	Reb	6, two times
10, vs. Florida A&M, 11/29/13	Asst	10, vs. Florida A&M, 11/29/13
1, four times	Blocks	1, four times
2, vs. Jacksonville State, 02/15/14	Blocks	2, vs. Jacksonville State, 02/15/14
2, vs. Mississippi Valley St., 11/30/13	Steals	2, vs. Mississippi Valley St., 11/30/13
13, vs. Davis & Elkins, 11/18/13	Points	13, vs. Davis & Elkins, 11/18/13

Game-by-Game Statistics (2013-14)

Opponent	GS	Min	FG-A	Pct.	3FG-A	Pct.	FT-A	Pct.	Off	Def	Tot	PF	A	TO	Blk	S	Pts
at Miami	22	2-3	.667	0-0	.000	2-2	1.000	3	4	7	2	0	4	1	0	6	
at Kent State	22	1-5	.200	0-0	.000	0-0	.000	2	2	4	4	0	1	0	0	2	
ALABAMA A&M	8	1-2	.500	0-0	.000	0-0	.000	1	2	3	3	0	2	0	0	2	
at UNC Asheville	15	4-4	1.000	0-0	.000	0-1	.000	1	0	1	2	0	2	0	0	8	
DAVIS & ELKINS	18	4-7	.571	0-0	.000	5-6	.833	2	4	6	1	0	2	1	0	13	
OHIO	7	1-1	1.000	0-0	.000	2-2	1.000	0	3	3	0	0	0	0	0	4	
vs. Florida A&M	23	4-8	.500	0-1	.000	1-1	1.000	4	6	10	1	4	1	1	1	9	
vs. MVSU	21	3-6	.500	0-0	.000	2-3	.667	3	6	9	0	0	3	1	2	8	
at Marshall	* 13	1-3	.333	0-0	.000	2-4	.500	3	3	6	1	1	0	0	0	4	
MISSOURI STATE	7	0-2	.000	0-0	.000	0-0	.000	1	1	2	1	0	1	0	0	0	
at Longwood	11	1-3	.333	0-0	.000	0-0	.000	2	1	3	2	0	3	0	1	2	
MURRAY STATE	12	1-1	1.000	0-0	.000	2-2	1.000	2	1	3	1	0	1	0	1	4	
at SIUE	8	1-4	.250	0-0	.000	1-3	.333	4	0	4	1	0	1	0	0	3	
at Eastern Illinois	11	2-3	.667	0-0	.000	0-0	.000	1	0	1	0	0	0	0	0	4	
at Morehead State	2	0-0	.000	0-0	.000	2-2	1.000	0	1	1	0	0	0	0	0	2	
JACKSONVILLE STATE	--	--	--	--	--	--	--	--	--	--	--	--	--	--	--	--	
at Belmont	9	2-3	.667	0-0	.000	0-0	.000	2	0	2	2	0	1	0	0	4	
at Tennessee State	5	1-2	.500	0-0	.000	0-0	.000	2	1	3	1	0	1	1	0	2	
SEMO	8	2-2	1.000	0-0	.000	3-5	.600	0	0	0	1	1	1	0	0	7	
UT MARTIN	3	1-1	1.000	0-0	.000	0-1	.000	1	0	1	1	0	0	0	0	2	
MOREHEAD STATE	8	1-1	1.000	0-0	.000	1-1	1.000	0	2	2	2	0	0	0	0	3	
at Jacksonville State	7	0-1	.000	0-0	.000	0-2	.000	2	0	2	0	0	1	2	0	0	
at Tennessee Tech	--	--	--	--	--	--	--	--	--	--	--	--	--	--	--	--	
at Austin Peay	6	1-3	.333	0-0	.000	0-0	.000	3	0	3	3	0	0	0	0	2	
BELMONT	2	0-0	.000	0-0	.000	0-0	.000	1	0	1	2	0	0	0	0	0	
TENNESSEE TECH	5	0-0	.000	0-0	.000	0-0	.000	2	0	2	3	1	2	0	0	0	
TENNESSEE STATE	14	0-0	.000	0-0	.000	1-2	.500	3	0	3	2	0	0	1	1	1	
vs. Eastern Illinois	4	1-1	1.000	0-0	.000	0-0	.000	0	0	0	3	0	1	0	0	2	
vs. Tennessee State	3	0-0	.000	0-0	.000	0-1	.000	0	0	0	1	0	0	0	0	0	
vs. UT Martin	11	0-2	.000	0-0	.000	0-0	.000	2	0	2	3	0	0	0	0	0	



55

CIERRA DRAKE

F/C • 6-4 • Sophomore

Bardstown, Ky. • Nelson County HS

The Drake File

Born: May 15, 1995
Parents: Terry and Lysa Drake
Major: Biology

Season and Career Highs

Season	Min	Career
22, vs. Eastern Illinois, 03/05/14	FG	22, vs. Eastern Illinois, 03/05/14
5, vs. Eastern Illinois, 03/05/14	FGA	5, vs. Eastern Illinois, 03/05/14
7, vs. Eastern Illinois, 03/05/14	3FG	7, vs. Eastern Illinois, 03/05/14
	3FGA	
4, vs. Austin Peay, 02/22/14	FT	4, vs. Austin Peay, 02/22/14
4, two times	FTA	4, two times
2, three times	OReb	2, three times
3, three times	DReb	3, three times
5, vs. Eastern Illinois, 03/05/14	Reb	5, vs. Eastern Illinois, 03/05/14
1, three times	Asst	1, three times
2, vs. Eastern Illinois, 03/05/14	Blocks	2, vs. Eastern Illinois, 03/05/14
2, two times	Steals	2, two times
12, vs. Eastern Illinois, 03/05/14	Points	12, vs. Eastern Illinois, 03/05/14

Game-by-Game Statistics (2013-14)

Opponent	GS	Min	FG-A	Pct.	3FG-A	Pct.	FT-A	Pct.	Off	Def	Tot	PF	A	TO	Blk	S	Pts
at Miami	--	--	--	--	--	--	--	--	--	--	--	--	--	--	--	--	--
at Kent State	--	--	--	--	--	--	--	--	--	--	--	--	--	--	--	--	--
ALABAMA A&M	--	--	--	--	--	--	--	--	--	--	--	--	--	--	--	--	--
at UNC Asheville	--	--	--	--	--	--	--	--	--	--	--	--	--	--	--	--	--
DAVIS & ELKINS	--	--	--	--	--	--	--	--	--	--	--	--	--	--	--	--	--
OHIO	--	--	--	--	--	--	--	--	--	--	--	--	--	--	--	--	--
vs. Florida A&M	--	--	--	--	--	--	--	--	--	--	--	--	--	--	--	--	--
vs. MVSU	--	--	--	--	--	--	--	--	--	--	--	--	--	--	--	--	--
at Marshall	--	--	--	--	--	--	--	--	--	--	--	--	--	--	--	--	--
MISSOURI STATE	--	--	--	--	--	--	--	--	--	--	--	--	--	--	--	--	--
at Longwood	2	0-0	.000	0-0	.000	0-0	.000	0	0	0	0	0	0	0	0	0	0
MURRAY STATE	7	2-2	1.000	0-0	.000	0-0	.000	1	2	3	2	0	0	0	0	0	4
at SIUE	11	1-2	.500	0-0	.000	0-2	.000	0	3	3	1	0	0	1	1	2	
at Eastern Illinois	2	1-1	1.000	0-0	.000	1-1	1.000	0	1	1	0	0	1	0	0	3	
at Morehead State	--	--	--	--	--	--	--	--	--	--	--	--	--	--	--	--	--
JACKSONVILLE STATE	--	--	--	--	--	--	--	--	--	--	--	--	--	--	--	--	--
at Belmont	4	0-1	.000	0-0	.000	0-0	.000	1	3	4	1	0	2	1	1	0	
at Tennessee State	1	0-0	.000	0-0	.000	0-0	.000	0	0	0	0	0	0	0	0	0	
SEMO	9	1-2	.500	0-0	.000	1-2	.500	1	2	3	3	0	0	0	0	3	
UT MARTIN	6	0-1	.000	0-0	.000	1-2	.500	2	0	2	0	0	0	0	0	1	
MOREHEAD STATE	--	--	--	--	--	--	--	--	--	--	--	--	--	--	--	--	--
at Jacksonville State	8	2-3	.667	0-0	.000	1-1	1.000	1	1	2	2	1	1	0	1	5	
at Tennessee Tech	9	1-1	1.000	0-0	.000	3-4	.750	0	1	1	2	1	0	0	0	5	
at Austin Peay	10	0-0	.000	0-0	.000	4-4	1.000	1	2	3	2	0	1	0	2	4	
BELMONT	10	2-4	.500	0-0	.000	1-2	.500	2	2	4	0	1	0	0	0	5	
TENNESSEE TECH	6	0-0	.000	0-0	.000	0-0	.000	0	1	1	0	0	1	0	0	0	
TENNESSEE STATE	1	0-1	.000	0-0	.000	0-0	.000	0	0	0	1	0	0	0	0	0	
vs. Eastern Illinois	22	5-7	.714	0-0	.000	2-3	.667	2	3	5	3	0	0	2	2	12	
vs. Tennessee State	12	0-0	.000	0-0	.000	1-2	.500	0	2	2	4	0	1	1	0	1	
vs. UT Martin	6	0-0	.000	0-0	.000	0-0	.000	0	1	1	2	0	0	0	0	0	

Radio / Television Roster



#1 Jasmine Stafford

Guard • 5-8 • Jr.
Memphis, Tenn.
Overton High School




#3 Mariah Massengill

Guard • 5-5 • So.
Chattanooga, Tenn.
Silverdale Baptist Academy



#4 Alexis Cooper

Guard • 5-8 • r-So.
Rocky Mount, N.C.
Rocky Mount High School



#5 Michaela Hunter

Guard • 5-10 • So.
Mt. Vernon, Ky.
Rockcastle County High School




#10 Shameekia Murray

Guard • 5-10 • Jr.
Claxton, Ga.
South Georgia Technical College



#20 Shelly Harper

F/C • 6-1 • Jr.
Cincinnati, Ohio
Colerain High School



#21 Jasmine Henshaw

G/F • 6-0 • Jr.
Titusville, Fla.
Titusville High School




#22 Amadi Brooks

G/F • 6-0 • So.
Douglasville, Ga.
Douglas County High School



#23 Katie Pippen

Guard • 5-9 • So.
Lexington, Ky.
Tates Creek High School



#24 Miranda Maples

F/C • 6-1 • Jr.
Maryville, Tenn.
Maryville High School



#44 Meredith Polson

Forward • 5-11 • Sr.
Mt. Washington, Ky.
Bullitt East High School



#52 Nicole Bowers

F/C • 6-2 • So.
Nashville, Tenn.
Hillsboro High School



#55 Cierra Drake

F/C • 6-4 • So.
Bardstown, Ky.
Nelson County High School



Arianna Harrison

G • 5-7 • r-So.
Lexington, Ky.
St. Bonaventure University



Jalen O'Bannon

G/F • 6-1 • r-Jr.
Memphis, Tenn.
Arkansas State University



Chrissy Roberts

Head Coach
Seventh Season
Eastern Kentucky, 1998



Kent Miller

Assistant Coach
Seventh Season
Eastern Kentucky, 1981



Colette Cole

Assistant Coach
Fifth Season
Eastern Kentucky, 2009



Teresa McNair

Assistant Coach
First Season
Eastern Kentucky, 2003



Eric Soister

Director of Operations
Second Season
Eastern Kentucky, 2013